

Get Ready!

A Man with Many Faces

By: Ken Howe



Text

1st and 2nd Samuel

Key Quest Verse

"You know when I sit and when I rise; you perceive my thoughts from afar." **Psalm 139:2** (NIV)

Bible Background

At any given moment in our existence, God knows what we're thinking, what we're about to do, how we're going to handle a certain situation, whether or not we're sincere, and on and on. It's because God knows us so well that He can cleverly use our unique life histories and singular personalities to serve His will. David was no exception to this truth. From boy shepherd to aging king, the Creator led David through the good and bad of his human personality to become one of history's most renowned and respected figures.

Our Scripture texts for this lesson reflect some of David's many soul-transforming experiences, and how he boldly faced and conquered the obstacles in his life path. Each text will reveal one of David's many "faces" (shepherd, king, songwriter, so on), showing us by both positive example and negative warning several ways we can apply the life lessons of God's unique servant, David, to our own personal time and space.

Get Ready!

Lesson Quest

What I want my students to:

Know: David was an ordinary person (having ordinary thoughts and feelings) whom God used in extraordinary ways.

Feel: Whoever we are, whatever our unique personality, God can and will use us if we submit to His leadership.

Do: Through a series of exercises, discover our own "faces" and learn how God might use us in His service.

Leader's Devotion


List below a few of the strong and weak points of your personality. Don't hesitate to "boast in the Lord" and don't live in denial. You know yourself pretty well, but God knows you better.

STRONG POINTS:

WEAK POINTS:

Think of a picture puzzle. For every space in one piece, there is a tab in another piece that fits perfectly into the gap. Wherever there is a weakness (space) in our own personalities, God raises up another person who is able to fill that space with his/her personality. When and where I am weak, another soul is strong. David had his counselors and friends, men who challenged, encouraged, led when necessary, in order to fill in the gaps and make David a better person, a greater leader. Take a moment to think of individuals in your own life whose personalities complement your own. Pray a prayer of thanksgiving for those people who are strong for you.

Get Set!



Option A


Materials: Large poster board, any color; a black mustache cut from poster board or heavy construction paper, a push pin; a soft "board" into which the pin may be pushed; something to be used as a blindfold

Procedure: (1) Push pin through center of mustache; (2) Attach large poster board to soft pin board and draw an approximate representation of your pastor's head and face, minus any facial hair; (3) Play "Pin the Mustache on the Pastor," a variation of "Pin the Tail on the Donkey"- Blindfold each student in turn, spin each around a couple of times, let each make an attempt to pin the mustache on the drawn face

Read: 1st Samuel 16:1-13

Name some examples from our society where physical attractiveness or physical stature seems to be a must Why do you suppose God chose a teen, small of stature, youngest among his siblings, to be the new king?

GO TO THE BIBLE STORY



Option B

Materials: Blank slips of paper, one for each student; writing utensils; a marker or chalkboard

Procedure: (1) Without revealing their names, have each student write on their slip of paper what they want to accomplish with their lives - hopes, dreams, etc.; (2) On the marker board, write in large letters the word POTENTIAL; (3) Underneath the word, write some or all of the anonymous students' hopes and dreams

1 Samuel 10:1-25 and 2 Samuel 2:1-7

What were some of the differences in the ways Saul and David became King? What was the one thing that both possessed at the time of their anointing (POTENTIAL)? What are some things that might prevent someone from realizing their potential?

GO TO THE BIBLE STORY

Get Set!



Bible Story

Teacher Tip: Provide markers for students to highlight portions of the story in their Bibles

This lesson covers many aspects of David's life. Each of the six activities can be an entire lesson by itself. The Bible Story will be found in each one of the activities.

Go!**David the Songwriter****MUSIC**

Materials: Worksheets for Lesson One; a card table; a picture puzzle of an idyllic nature scene, preferably with a stream; *OPTIONAL:* a CD player and several CDs representing various music styles

Quest Connection


1) Have the students take 10-15 minutes to begin assembling the puzzle; **NOTE:** If possible, leave the puzzle table up so that your young people can work on the puzzle from time to time throughout the course of these David lessons.

Procedure: (1) **READ:** 1st Samuel 16:14-23 and Psalm 23; (2) If you've chosen to bring the recorded music, play several samples of music styles here; if you have no music, proceed to next step; (3) **POSSIBLE QUESTIONS:** **What kind of music do you like best? What is it about this style of music that appeals to you? Are you a musician? What do you play? What kind of music seemed to appeal to Saul? What do you suppose the music sounded like that accompanied Psalm 23? What sorts of things in David's life do you think inspired him to write songs (many of the Psalms)? If you could be a songwriter, what are some things happening in your own life right now that would inspire a song?**

Close

(1) Do a **LESSON ONE** worksheet; (2) **ENCOURAGEMENT:** "Never stop trying to discover and develop your talents. God has blessed each of you with an ability(s) that can make a positive difference in the world. Ask God to let His light of love shine through you and something wonderful will happen - you will reach your potential! God bless you all." (3) **PRAYER:** "Holy Creator, please create a good work inside of and through each one of us. We know that every person in this room today has a special talent or ability You can use to make this world a better place. Please help us to discover what these talents are, and give us the wisdom and will to use them to Your honor and glory. In the name of Jesus Christ, amen."

Go!



David the Sinner

WORKSHEET

Materials: LESSON TWO worksheets; a marker or chalkboard; several 2" square pieces of construction paper in each color: black, blue, red, green, yellow; adhesive tape

Quest Connection

(1) Down the left side of the board, list these sins in any order: Adultery, Murder, Lying, Cheating, Name calling, Cursing, Spreading Gossip, Laziness, Speeding, Hurtful Thoughts; (2) Randomly select students to come up and tape a colored square beside a sin, black for the worst, blue for very bad, red for not too bad and not too good, green for kind of bad, yellow for pretty much okay

Procedure: (1) READ: 2nd Samuel 11:1-17; Matthew 5:21-26, 27-28; James 3:7-12;

(2) POSSIBLE QUESTIONS: **As David was devising his 'Bathsheba' plan, do you think his conscience bothered him at all? How might things have turned out differently for David and his victims if he had stopped and considered the possible consequences of his actions? Paul implied that when someone breaks one law, he/she is guilty of breaking the whole law (Galatians 3:10, 5:3), so why do we believe that some sins aren't as bad as others? Jesus said that thinking evil thoughts is as offensive to God as doing evil deeds, so why do we continue to believe that the bad things we THINK aren't as bad as the things we DO? Which of the sins we've listed on the board do you find yourself practicing?**

Close

(1) Do a LESSON TWO worksheet; (2) ENCOURAGEMENT: **Each of us can do better when it comes to improving our thoughts, words and actions. Choose one thing you need to improve, one sin you need to eliminate, and work on removing that specific sin from your heart. Pray loving prayers, use encouraging words, think good thoughts. These are the things we must all do to become more like Jesus. And we CAN accomplish great things as the power of God flows in and through us!"** (3) PRAYER: **Good Father, we have each one sinned before Your watchful eye; we have hurt others, ourselves, Your work because of our selfish actions. Please make us always conscious of Your presence with us - there is nothing we can think, say or do that You do not take notice of. Please forgive us and help us to do better. Make us to know that when we sin, we abuse Your love and grace. In Jesus' name, amen.**

Go!



David the Repentant

OBJECT LESSON

Materials: LESSON THREE worksheets; various kinds of soaps, cleaners; a hymnal

Quest Connection

(1) Display the various soap products and ask the class what each is used for; (2) READ: The first verse and the refrain from the hymn "Whiter Than Snow"; (3) **What kind of 'washing' is this hymn speaking?**

Procedure: (1) READ: Psalm 51; Titus 3:3-8; (2) POSSIBLE QUESTIONS: **What feeling is David attempting to express in the lyrics of this psalm song? Why do you suppose he decided to write a psalm prayer to express his feelings? Why do you think it was important for him to let all of his kingdom, and his posterity, know that he was sorry for the sin he'd committed? What did David mean when he asked God to wash him and make him whiter than snow? What kind of washing is Paul referring to in his words to Titus? Why is baptism important to a person's emotional state? Is it easy or difficult for you to say 'I'm sorry' when you've hurt someone? How do you usually apologize, express your sorrow? When you've done something wrong, do you think to apologize to God first? Why, or why not?**

Close

(1) Do a LESSON THREE worksheet; (2) ENCOURAGEMENT: **God's grace is greater than our sin. This doesn't mean we should continue in sin; it simply means that God knows our weaknesses because His Son, Jesus, was tempted in all the ways we are. We must never fail to ask, through Jesus, God's forgiveness when we've committed a sin. He loves us and is patient with us as we learn from His Son to grow in grace and peace. And one final thing: we must learn also to forgive those who have wronged us.** (3) PRAYER: **We're going to close with a short time of silence. During this quiet time, ask God to forgive a wrong thing you've recently done. Ask Him to heal the hurt your actions might have caused. Let's pray in silence**

Go!**David the Good Friend****OBJECT LESSON**

Materials: (1) LESSON FOUR worksheets; (2) Various items used to fasten, attach or bond things together

Quest Connection

Show the various fasteners and ask what each is used for; **What are some things that hold a friendship together?**

Procedure: (1) READ: 1st Samuel 18:1-4, 20:30-42, 31:1-2; 2nd Samuel 1:17-27;
(2) POSSIBLE QUESTIONS: **How did David's friendship with Jonathan develop? How did it happen that you become a friend with your own best friend? What attracts friends to one another in the first place? What were some things that threatened the friendship of David and Jonathan? What are some other things that might threaten any friendship? Have you ever had to face the serious illness or death of a best friend? What kind of feelings did you have at the time?**

Close

(1) Do a LESSON FOUR worksheet; (2) **ENCOURAGEMENT:** God gives us best friends to encourage us, challenge us, cry and laugh with us, and to help us become better individuals in all areas of our lives. A truly good friend will never lead us astray or hurt us maliciously, and a best friend will always, through good times or bad, love us with the love of Jesus. Let's truly enjoy our best-friendships; they are blessed by God to His glory." (3) **PRAYER:** "Heavenly Father, we thank You for all of our friends, especially our best friends. Help our relationships with our best friends to grow in Your love and grace. May we feel the same kind of closeness felt by David and Jonathan. And please give us the wisdom and will to not allow anything petty or meaningless to break our friendships. We thank You for our absolute best Friend, Jesus, and ask these favors in his name. Amen.

Go!



David, the Fugitive

LITERATURE

Materials: (1) LESSON FIVE worksheets; (2) Recent newspapers, one for each student; (3) Marking pens, highlighters, or anything to mark the newspapers

Quest Connection

(1) Have the students go through the newspapers and mark any story that has to do with criminals, the courts, justice of any kind; (2) Take time to share what was discovered; (3) **What are some reasons a criminal could be falsely suspected or accused?**

Procedure: (1) READ: 1 Samuel 18:5-16; 1 Samuel 19:8-18; Psalm 56; 1st John 5:13-21; (2) POSSIBLE QUESTIONS: **For what reasons did Saul turn against David? Was Saul right or wrong in fearing David? Do you think it was wise for David to run, or should he have faced Saul? Do you believe that David was as afraid of Saul as Saul was of him, and what makes you think so? What can living in constant fear do to a person's attitudes about life? Have you ever been really afraid of something? What is the opposite of fear? In the New Testament we read that perfect love casts out fear; how do you think that works? Are you someone who would rather head away from a challenge or face it head-on? Have you ever had anyone hate you and you never knew why? How did that make you feel?**

Close

(1) Do a LESSON FIVE worksheet; (2) ENCOURAGEMENT: **Because God loves us, we are able to love others. We have no need to fear what another human might do to us with their words and acts. Ultimately justice prevails as the truth is revealed. God will never forget our need or forsake our destiny as His servants.** (3) PRAYER: **Dear Father, please help us to realize that, as long as we put our trust in You, we have no need to fear anyone or anything. Help us to be at peace in Your mighty Presence in our lives, and help us to use our inner calm as a source from which we can offer encouragement to others. Use us to the good. Help us to help others. Forgive us and give us the Peace of Jesus, in whose name we ask. Amen.**

Go!



David, the Devoted

LITERATURE

Materials: (1) LESSON SIX worksheets; (2) Specialized magazines depicting interest in and devotion to a particular hobby, activity or belief - religion, sewing, hiking, camping, astronomy, hunting, crafts, cooking, etc.

Quest Connection

(1) Have your students look through the magazines to get a feel for the total devotion an enthusiast feels for the subject; (2) **What are some of your own special interests? Are you really 'into' anything particular? a hobby or interest?**

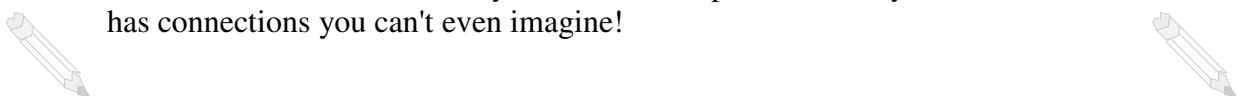
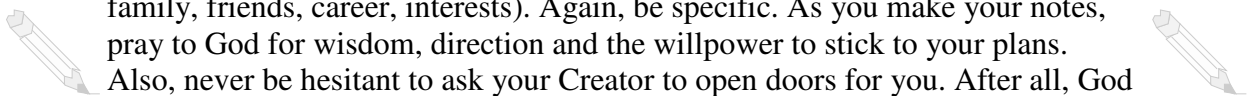
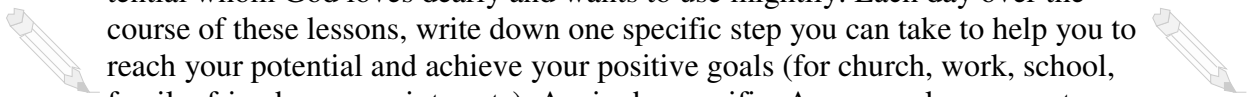
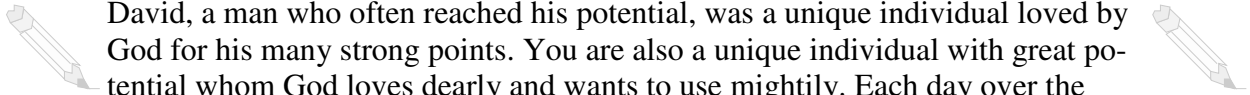
Procedure: (1) READ: 2nd Samuel 6:1-15; Psalm 84:8-12; Psalm 122:1 **From our readings, what are some things David was especially enthusiastic about? What are some possible reasons a person might become really excited about a particular subject? How were you introduced to your favorite activities? How did you begin coming to church? Are you enthusiastic about being here? What's the difference between worshipping God and practicing a hobby? Is it hard for you to devote yourself fully to serving God? Why do you think it's so difficult? What are some things in the world that might draw our attention away from God? Is church boring for you? Is boredom caused by something outside of oneself or is it caused by our own apathetic attitudes?**

Close

(1) Do a LESSON SIX worksheet; (2) ENCOURAGEMENT: **God gives us talents and abilities to challenge our thinking and fuel our interests. Those same abilities and interests we enjoy outside of church can also be used in service to God. We must never stop looking for ways to enthusiastically use our God-given gifts in service to the Good News.** (3) PRAYER: **Almighty God, revive us; fill us with enthusiasm for serving and worshipping You. Enrich our hearts so that we might reach the hearts of others through our special gifts and interests. Please heal our lack of devotion and draw us closer to Your Son, in whose name we ask. Amen.**



JOURNAL!



David, a man who often reached his potential, was a unique individual loved by God for his many strong points. You are also a unique individual with great potential whom God loves dearly and wants to use mightily. Each day over the course of these lessons, write down one specific step you can take to help you to reach your potential and achieve your positive goals (for church, work, school, family, friends, career, interests). Again, be specific. As you make your notes, pray to God for wisdom, direction and the willpower to stick to your plans. Also, never be hesitant to ask your Creator to open doors for you. After all, God has connections you can't even imagine!

WORKSHEET

WORKSHEET

WORKSHEET

WORKSHEET

WORKSHEET

WORKSHEET