

*Get Ready!***A New Perspective**

By: Annie Wagganer

**Text**

Mark 10:13-16

**Key Quest Verse**

“For God sees not as men see, for men look at the outward appearance, but the Lord looks at the heart.” 1 Samuel 16:7

**Bible Background**

Many people felt Jesus should be rubbing elbows with important people and raising His popularity. In this Scripture we find that Jesus is spending time with those He feels are important. A child trusts and believes people that they feel comfortable around. Adults are very cautious to trust others. Jesus was letting even His disciples know that to enter the Kingdom we must become as little children and place our trust in God.

# Get Ready!

## Lesson Quest

**What I want my students to:**

**Know:** Jesus is ready to welcome anyone that comes to Him as a child of God.

**Feel:** Challenged to value people the same way that God and His Son do.

**Do:** Live with anticipation and eagerness for the coming Kingdom of God.

## Leader's Devotion

Read Luke 18:16. There are times when either someone or something stops us from continuing on our journey to meet Christ, as the disciples tried to do in this verse. Then there are also times when we all allow ourselves to become distracted by daily worries, our own successes, or possible feelings of not being good enough to come to Him. Jesus told His disciples, “Do not hinder the children.” It’s important that we don’t let anyone, including ourselves, keep us from coming to Christ, for He is ready to welcome us and to bless us. Before you help lead the teens in your class to God’s Word and to His Son, make sure you take time to adequately seek your personal Savior and accept your complete dependence on Him. In the song below, I find the lyrics, “Turn your eyes upon me,” especially sweet. How incredible to know that when I come to Christ and say I want You to see me right now and know how much I need and love You, that He receives me without rejection, without criticism and welcomes me as a child of God. Do not be deterred, seek Him right now.

### YOUR MAJESTY:

Your Majesty  
Turn your eyes upon me  
See me here  
See me now  
How I need you

Your Majesty  
Pour your grace upon me  
That I may dwell in the house of the Lord

At your word I will bow on my knees  
In your name I will love my enemies  
For your face is more lovely than I have ever seen  
Oh I want to know you’re my love, your Majesty

*by Fear of God, from the CD, ALL OF ME, 2000*

# Get Set!

## Option A

**Materials:** Your favorite candy/special treat as a child

Share with your class a favorite food/candy/treat from your childhood as well as one of the best moments you can remember experiencing as a kid. Let each teen share a special moment of their own as well. **Although our Bible story does not record how the children felt, let's read about a moment that must have been unforgettable for this group of children who got to meet Jesus.**



**GO TO THE BIBLE STORY**

## Option B

**Materials:** Thank you notes, pens, stamps, phone book (for addresses) and/or church directory

Tell the class who it was that first brought you to church or to Christ. Maybe it was your parents, a grandparent, or a friend or maybe you came on your own but there was someone who was especially friendly when you started attending church. Encourage each teen to share who led them to this church, or hopefully to a relationship with Jesus Christ. Once everyone has had a chance to share, give yourself and the teens a few minutes to write individual thank you notes to those people that were mentioned. Then turn to the Word of God to read about children who were also led to Christ.

**GO TO THE BIBLE STORY**

Get Set!



### Bible Story

**Advanced Preparation:** Just make sure each teen has a Bible to read

Have one teen read Mark 10:13-16 while the other teens listen, trying to identify the following:

1. Who was coming to Jesus?
2. Who tried to stop them from reaching Him?
3. What Jesus' response was when He saw what was happening?

Before moving on to an activity, make sure the teens have a chance to discuss:

1. In the first century, it was common for children to be brought to rabbis for a blessing; (However, in this case the children were coming to also be touched by Jesus)
2. It doesn't say why the disciples tried to stop the children (let the teens discuss possible reasons). Whether the disciples adopted the common Graeco-Roman view of childhood as insignificant or thought Jesus didn't have time for these children who could go to another rabbi for a blessing, those closest to Jesus wanted to protect His time from those they decided were not important enough.
3. Jesus responded by correcting His disciples and welcomed the children. He also challenged the idea that the Kingdom of God is meant only for those who are worthy and have earned it, but it is for those who are like these children, seeking His touch and blessing.

**Go!****Pass It On****VIDEO/DRAMA**

**Materials:** Video camera and blank video tape, as well as the worksheet, “Passing It On”

**Procedure:** Discuss the Quest Connection with teens. Giving them time to fill out their worksheets, video those who are willing and share the video with another Sunday School class with younger students, or perhaps during a Sunday School opening or at a worship service. Have students keep their worksheets as documents for future generations and encouragement to share their faith with others.

**Quest Connection**

Read Deuteronomy 6:7-9 and Joel 1:3. **In our Bible story we read about people, probably parents, bringing their children to be blessed by Jesus. In the Old Testament, we also find Scripture that highlights just how important it is for older generations to pass on their faith to the younger generations. To help us get in the habit of passing on the Good News of Jesus Christ, fill out the worksheet, “Passing It On.”** Let each teen “pass on” what they know about Jesus by sharing some of what they wrote with the rest of the class, videotaping their thoughts, or possibly publishing some of their written work in the bulletin or church newsletter. However they feel most comfortable, encourage them to PASS IT ON!

**Close**

Don't forget as the teacher to pass on your own experience of walking with Christ.

**Go!**

### Humility

#### GAME



**Materials:** Several slips of paper or 3x5 cards with a different animal name written on each. (You may want some to be worth bonus points, so use extra difficult animals, such as flying squirrel or kimono dragon.) Candy for everyone to share (the winning team getting first pick).

**Procedure:** Divide class into two teams. Using the slips of paper, have each team take turns acting out the animals indicated on the paper. Give one point for each correct guess a team makes, and three points if they choose a bonus name and the team guesses it correctly. Make sure each team gets the same amount of chances and record the scores. Reward all the participants for their enthusiastic animal portrayals, serving the team with the most points first.

### Quest Connection

Ask for 3 volunteers, one to first read Luke 18:17, the second to read Ephesians 5:1 and finally, Ephesians 4:2. **In our Bible story, we read that Jesus said for everyone to receive the Kingdom of God like the children, in Ephesians 5:1 we read that as dearly loved children we should be imitators of God and Ephesians 4:2 says to be completely humble. If you have spent any time around a small child, you know that they are mimics of their older siblings and of the adults around them. They are completely dependent on adults and those that are older to care for them and supply all that they need each day. Jesus says that in the same way, we should be dependent on God for our needs and come to His Son in order to receive the Kingdom of God. As God's children, He asks that we imitate Him and He sent Jesus, His Son, who is our example of humility. While imitating animals was hopefully fun, it's just a silly game, but imitating Christ's example of humility and complete dependence on God is a decision we have to make each day. As teens it seems like most of life is about impressing others; getting the right grades, finding someone to date, being popular, or being the star athlete. But when we read Philippians 2:3-11 we understand that we don't have to impress other people and in fact Jesus, it says in verse 7, "made himself nothing, taking the very nature of a servant." At your school who do people try to imitate? Celebrities? The wealthy? Who are they trying to impress? Each other? Parents? Teachers? Boyfriends/girlfriends?**

### Close

Someone once said, "We buy things we don't need with money we don't have to impress people we don't even like." It feels so good to be noticed sometimes and it's not wrong to be successful, but often times we sacrifice a spirit of humility in an effort to prove ourselves worthy of attention, even God's attention. Jesus welcomed small children who had no resumes of accomplishments, no lists of all the good things they had done – He wants us to be like these children, completely dependent on His love and not our own worth. Humility recognizes that we are nothing without Christ and Christ recognized that God exalts those who serve Him above all else. How can we display humility every day?

**Go!****Caring for Children****SERVICE**

**Materials:** Before class check out the websites, [www.worldvisiongifts.org/wv/offer\\_500.htm](http://www.worldvisiongifts.org/wv/offer_500.htm) and [www.oneliferevolution.org/advocate/](http://www.oneliferevolution.org/advocate/) and browse through the various ways to get involved in helping orphans and families affected by the international AIDS crisis. With your class, let the teens determine (if you have access to a computer at church, do this together on-line) how they could best help, whether that be together donating/raising the \$25 to send health care provisions to a child or writing a letter to encourage financial support for the “least of these.”

**Procedure:** Read Luke 9:48; “Then Jesus said to them, Whoever welcomes this little child in my name welcomes me; and whoever welcomes me welcomes the one who sent me. For he who is least among you all – he is the greatest.” Also read James 2:27; Religion that God our Father accepts as pure and faultless is this: to look after orphans and widows in their distress and to keep oneself from being polluted by the world.”

**Quest Connection**

Jesus intentionally directed much of His ministry to the underclass; the poor, the disabled, widows, the sick, outcasts, and orphans. As followers of Christ, we are called to continue taking their needs seriously, to “welcome the least among us” to hear the Good News of Jesus Christ and to “look after orphans and widows in their distress.” Right now there is an AIDS pandemic in Africa, “nearly 14 million children have lost one or both parents to AIDS. It is predicted that there will be more than 25 million of them by 2010” (excerpt from a speech given by Nelson Mandela, included in *The aWAKE Project*, 2002). The editors of the book, *The aWAKE Project*, sadly tell us, “In Africa, 34 million people have been infected with HIV; 13 million are orphans. Every minute two people contract the HIV virus; and 90 percent of those people are children.” As a class we can make a difference in the lives of these orphans.

Depending on the size/resources of your class, here are other ideas for helping children in need:

1. Donate toys to a battered women’s shelter for the children that stay there as well
2. Volunteer to repaint the nursery at church
3. Offer free babysitting one Saturday night for parents in your church

*Let the teens brainstorm and think big...do your best to help them achieve the goals they set.*

**Close**

Document the way(s) your class chooses to help – make a poster or put an announcement in the bulletin. Make sure you recognize the importance of the teens in your class following the example of Jesus and caring for the needs of others. Allow a time for reflecting on how the teens felt when they helped.

**Go!****Kingdom Guards**

**Materials:** Worksheet, “Standards for the Kingdom of God”

**Procedure:** Work individually or as a group and discuss the worksheet, “Standards for the Kingdom of God.” Then discuss the Quest Connection.

**Quest Connection**

We are not in charge and cannot decide who will be in the Kingdom of God. But often times we think it’s important to guard God’s house, to only let those come who are worthy of being God’s child. Some of the standards on the worksheet may have seemed ridiculous, but how often do we think “so and so doesn’t take Christianity serious enough,” or “they are not dressed right to be at church,” or even, “I don’t like her and wish she wouldn’t come,” and maybe, “they only come for the fun stuff.” The truth is Jesus rebuked, which means He criticized or reprimanded His disciples when they told the children and those who brought them to leave. The truth is we don’t get to decide who is in or out of the family of God. The truth is Jesus came into the world welcoming all those who would come. So why don’t we? Well, let’s think about it, why do you think the disciples tried to stop the children from seeing Jesus? (Allow for discussion; revisit what the teens thought earlier after reading the Bible Story)


It’s not always our intention to be exclusive, most of the time we’re just trying to protect something that is precious to us. But luckily, God does not intend for His Kingdom, for His eternal reward, to be protected. Quite the contrary, He sent His Son to die and be raised from the dead so that “whoever believes in Him shall not be destroyed but have eternal life.” (John 3:16)

**Close**

End class with a simple prayer thanking God for sending His Son for everyone who would believe in Him. With the teens, stand in a circle and begin the prayer with, “Dear God, thank you for sending Your Son who died for \_\_\_\_\_.” Have each teen say the person’s name to their right to fill in this blank to remind each of us that God not only sent His Son to cover our sins, but also every person’s sin, with no exceptions.



**Go!**



### Another View

#### OBJECT LESSON

**Materials:** The worksheet, “What Do You See?” and a Bible for everyone

**Procedure:** Pass out the worksheets, making sure it is upside down for a few of the teens. Ask them to describe the picture. Which description is right? Both descriptions are correct, but some in the class are just looking at the picture upside down.

### Quest Connection

When Jesus began His ministry, He began turning common beliefs and practices of spiritual leaders at the time upside down – He asked that those who followed Him begin to put following God’s will into a new perspective. For most people, they believed following God’s law was the most important way of governing their habits. You know, do not murder, don’t steal, worship only one God...they believed this made them holy, to follow God’s commandments. But Jesus came and said that not murdering wasn’t enough, you weren’t to hate another, and not stealing wasn’t enough, you had to give up what you already had for each other, and not worshipping other gods wasn’t enough, you had to worship the one, true God with all your heart, soul, and mind. And He abolished the idea that some people weren’t worthy of God’s love – for He knew His purpose, to die for the forgiveness of sins, was for everyone, not just the holy who followed the laws. The disciples for some reason thought the children should not bother Jesus, but Jesus came so that anyone could accept Him and the plan of His Father for everyone to have eternal life. Who are some of the people you have a hard time accepting? Write those names on the lines on one side of the picture and write Scripture that combats your feelings on the other side and challenge yourself to look at others the same way Jesus did, welcoming them into the family of God. (Teachers, this will require your teens to start digging through Scripture, be prepared with a concordance and a few study Bibles; listed below are examples).

- a) those that are sick – Luke 7:21
- b) those that are poor – Matthew 6:19-21; Luke 6:20
- c) those that are social outcasts – Luke 19:1-10; Luke 5:27-32
- d) those that make mistakes – John 8:2-11

### Close

Consider these words of Rich Mullins, “Christ’s attention and affection were not won by the attractive and the beautiful – His glance and His love made things and people attractive and beautiful. The touch of His hand would give sight to the blind and from the hem of His garment flowed healing” (pg. 92, *An Arrow Pointing to Heaven*, 2000). Have teens fold their worksheets in half and hold them as each of you silently pray for God to give you a heart that tenderly welcomes others just as Christ welcomed the children in our story.

**Go!**



### Living For What?

#### ART/CRAFT

**Materials:** Various bottles of food coloring, blank copy paper, colored pencils, Worksheet, “Kingdom of God, One Way”

**Procedure:** Fold a blank piece of paper in half to crease the middle. Open the back up and drop a few drops of different colors randomly on one half of the paper. Carefully fold the paper back in half and using your hand smooth the paper from edge to edge (you may want to do this over a paper towel as the food coloring might spill out). Then open up to reveal your ink blot masterpiece and lay flat to dry. Let teens say what they see in their own and each other’s masterpieces.

### Quest Connection

Some psychologists use this test believing it can tell them something about a patient’s personality. What do you think? Do you think whether you see two people drinking a cup of coffee or four butterflies flying in a storm signifies anything about your personality? Although our homemade ink blots and quick interpretation of each does not necessarily determine our personalities, as Christians, Christ has called us to look at life from an eternal perspective that does individually impact our personality. For those people who have not accepted Christ as their Savior, life is a series of obstacles and successes that are rooted only in the random and unpredictable amount of time they have during their life. But for those of us who have accepted Christ we look at things, maybe even ink blots, with a different perspective – we can see a much bigger picture. We can understand that we live our lives daily in order to become closer to Christ who offers us a relationship with His Father, and some glorious day, that relationship will exist forever in a place so wonderful we can’t understand it, the Kingdom of God. It’s easy to get caught up in every day details that we forget what we are living for – let’s take a moment to fill out three specific ways on our worksheet that can help us keep an eternal focus throughout each day. (Examples: reading Scripture, beginning the day with prayer, attending church, keep a praise journal, read a devotional)

### Close

Share ideas with each other and next week check up on how these practical steps worked.

*“For God sees not as men see,  
for men look at the outward appearance,  
but the Lord looks at the heart.”  
1 Samuel 16:7*

Today, when God looks at your heart what does He see?

---

---

---

Has Christ covered your heart with His blood and forgiveness?

---

---

---

What do you want God to see?

---

---

---

Do you believe Jesus welcomes you into the Kingdom like He did the children?

---

---

---

Do you find it easy or hard to be humble?

---


---

---

---

---

---

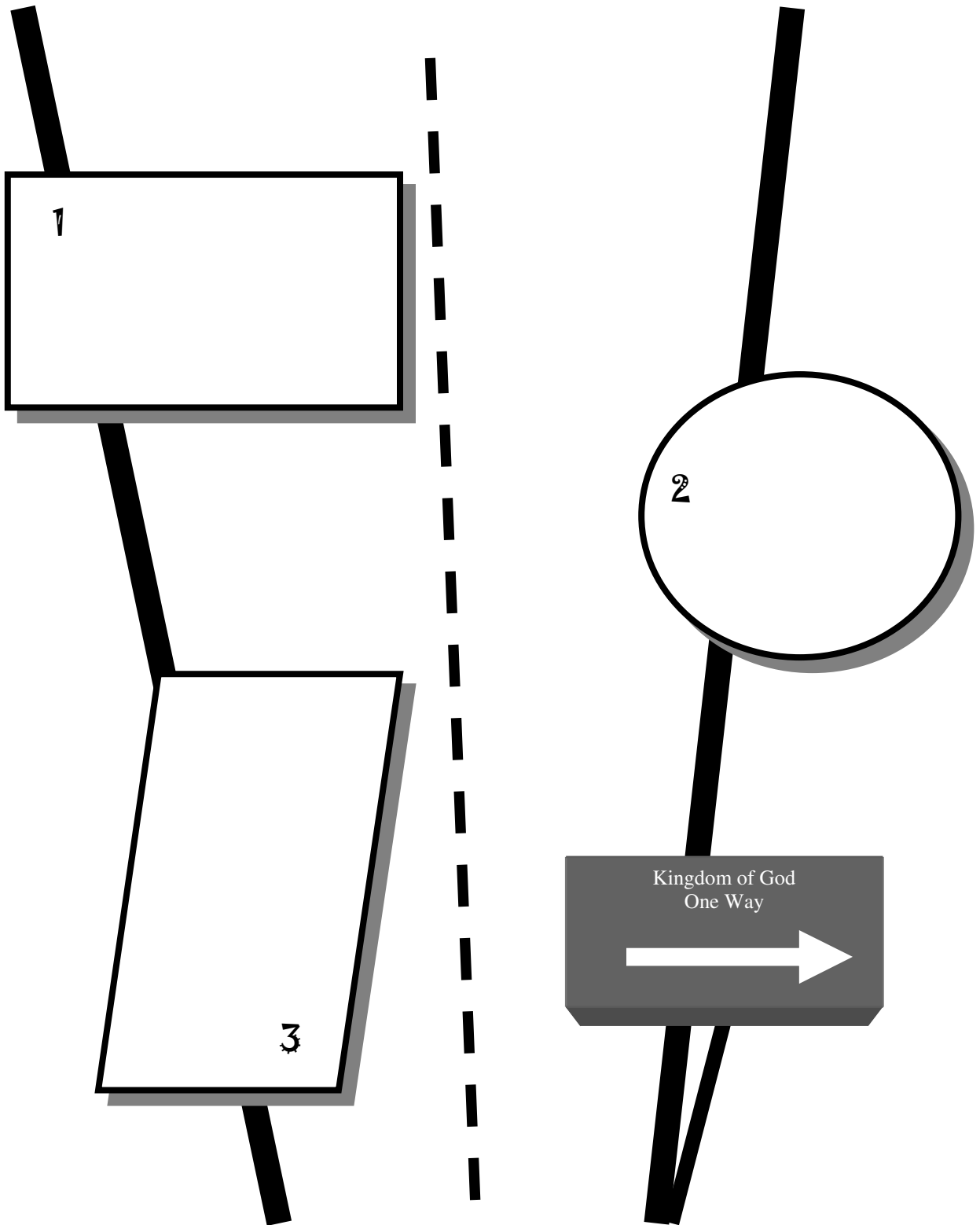


*What do you see?*  
[www.geocities.com/opticalillusionsuk/pic.html](http://www.geocities.com/opticalillusionsuk/pic.html)

“If you don’t know where you are going, any road will get you there.”

-*Through The Looking-Glass: And What Alice Found There* (Lewis Carroll)

[Sequel to “Alice’s Adventures in Wonderland”]



# Standards for the Kingdom of God

## In order to be in the Kingdom of God...

You need to be popular	AGREE	DISAGREE
You should be wealthy	AGREE	DISAGREE
You have to be a good person	AGREE	DISAGREE
You have to please God	AGREE	DISAGREE
You should be independent	AGREE	DISAGREE
You should wear appropriate clothes	AGREE	DISAGREE
You can not be a criminal	AGREE	DISAGREE
You can not be homeless	AGREE	DISAGREE
You have to be raised in a Christian family	AGREE	DISAGREE
You have to be successful	AGREE	DISAGREE
You should be athletic	AGREE	DISAGREE
You have to have a good personality	AGREE	DISAGREE
You should be funny	AGREE	DISAGREE
You have to be liked by everyone	AGREE	DISAGREE
You can not get angry	AGREE	DISAGREE
You can not make a mistake	AGREE	DISAGREE
You should be accepted by other Christians	AGREE	DISAGREE
You need to be smart	AGREE	DISAGREE

**PASS IT ON**

What is one thing you know for sure about Jesus, God's Son?

**Who have you learned the most from about following Christ?**

In your own words, what is humility?

When did you first believe that Jesus was God's Son who died so that you could be forgiven of all your sins?

What do you most want people to know about your faith?

*Do you have a favorite story from the Bible?*

How would you describe a Christian?