

Get Ready!

Growing Up

By: Andrea Waggagner



Text

Luke 2:39-52

Key Quest Verse

“And Jesus grew in wisdom and stature, and in favor with God and men” (Luke 2:52).

Bible Background

The beautiful area of Galilee in the northern section of the Holy Land was the home of Jesus. He lived in the city of Nazareth with Mary, His mother, and Joseph, who was well-known as a carpenter.

When Jesus was thirty years of age, He was baptized by John the Baptist in the Jordan River and began His public ministry in Galilee. The city of Capernaum on the northern shores of the Sea of Galilee, became the major center of His wonderful work.

From the time He was a newborn baby, recently born in Bethlehem, through the years of His boyhood, and as a young adult, Jesus had a normal human development. Jesus experienced a fourfold growth. Luke, the beloved physician, tells in his Gospel: “Jesus increased in wisdom and stature, and in favor with God and man” (Luke 2:52).

Note the four areas in which Jesus grew. They include: mental, physical, spiritual, and social aspects of growth. What a wonderful pattern for us today! Jesus possesses true humanity. He is not only the Son of God, He is also the Son of Man.

Get Ready!**Lesson Quest**

What I want my students to:

Know: Jesus prepared for His ministry as God’s Son.

Feel: Equipped for their own personal ministries.

Do: Learn about and develop skills they can use to serve others and their Lord.

Leader’s Devotion

Take a moment and think about a skill, talent, or ability you have. (It can be as amazing as having a vocal range of 8 octaves or as daily, not necessarily simple, as balancing a schedule of soccer games and ballet classes.)

Okay, now that you’ve thought about your personal skills, answer the following questions:

How old was I when I realized my ability or began to use this skill?

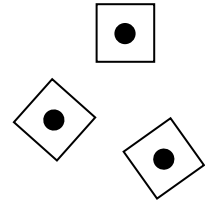
How did I learn and what steps have I taken to perfect or increase my talent?

In what ways am I using this skill to increase the Kingdom of God?

How do I want to continue growing or stretching my ability?

Take another moment and this time meditate on your relationship with Jesus Christ, the Son of God. Answer the above questions again, only replace the words “ability/talent/skill” with “relationship with Christ.” No doubt growing in spiritual maturity is a journey, but while we are often searching to find where Jesus is in our daily lives, just as Mary and Joseph once did, He simply asks us, “Why were you searching for me? Didn’t you know I had to be in my Father’s house?”

Get Set!



Option A

ROLLING THE DICE

Materials: Dice, question key, candy

Procedure: As a class, take turns individually rolling the dice and answering the coordinating questions designed to elicit responses based on student’s passions. Feel free to change questions for your teens. To find out what Jesus was passionate about when He was a young teen turn to Luke 2:39-52.

Sample Key:

Roll One: What do you spend most of your time thinking about during the day?

Roll Two: What is your number one goal to achieve in your life?

Roll Three: What is your favorite way to spend your free time?

Roll Four: If you could travel one place for free for unlimited time, where would you go?

Roll Five: *PRIZE ROLL – GET A PIECE OF CANDY*

Roll Six: What one world problem would you most like to solve?

GO TO THE BIBLE STORY

Option B

GROWING STRONG



Materials: Scrap paper and pencil/pens for each student, lots of carrot sticks

Procedure: Reading aloud the following True/False statements have students record each of their answers. Read each statement again giving the correct True/False answer and let students tally their results – give teens a carrot stick for each correct answer! Remind them we all need the right foods for our physical growth *and* the right food for our spiritual growth – to learn more about that let’s go to the Bible Story!

Growing Strong (all answers found at www.nutrition.gov)

1. Servings at restaurants are often twice the size of a single serving.

(TRUE)

2. Physically active people have the same medical costs as physically inactive people.

(FALSE – *the cost and amount of visits to medical professionals is less for physically active people.*)

3. Inadequate intake of sodium and cholesterol is a problem facing many male teens.

(FALSE – *it is an excessive intake of sodium and cholesterol that is the problem*)

4. Insufficient intake of iron and calcium is a major dietary problem for many teenage women.

(TRUE)

5. Water makes up about 1/3 of your total body weight.

(FALSE – *it actually makes up about 2/3 – that’s why it’s so important to a healthy body!*)

GO TO THE BIBLE STORY

Get Set!

Bible Story

Advanced Preparation: Just make sure each teen has a Bible to read

Together find the text Luke 2:39-52. Once after everyone has found the scripture, ask all the teens to turn their Bibles upside down. Take turns reading a verse with the Bibles upside down until you've read the entire story. Now read the thirteen verses through with the Bible right side up. **Which way was easier? Was it hard to figure out any words when you were reading upside down? The problem reading through the first time wasn't that you were in the wrong spot or had the wrong story – it was just that we were reading in a way that doesn't make much sense. Mary and Joseph weren't wrong to look for their son, they just didn't realize yet what many people today haven't realized – that Jesus is God's Son and would be in His house. To often we wonder if Jesus is involved in our lives, it's like He's playing hide and seek and we can't find him anywhere. But, where have we looked? It's important to remember Jesus isn't playing hide and seek; He can always be found in His Father's house.**

Go!**My Teenage Legacy****ARTS/CRAFTS**

Materials: Scissors, colored pencils, laminating sheets (optional), Worksheet, “If I Only Had One Story”

Quest Connection

We have just one story of Jesus as a young teen and it almost seems insignificant. But, from this story we learn important lessons about our Savior. As a young man, He was preparing for His personal ministry. It was important to Jesus to learn more about His Father. He participated with His friends and family in their spiritual activities (the Feast of the Passover), and He, too, grew stronger physically and spiritually as He got older. Encourage teens to think about the example of Christ from this story and what they would like to be remembered for as a teenager who is growing stronger.

Procedure: Each teen gets a worksheet. Using the colored pencils, have them write the one story they would like to be remembered for as a teen on the front and back of the stenciled body. It could be something that they have already done or something they hope to do – let them use their creativity. Their only limitation is that they get just one story to tell – so make it count! After the stories are complete, cut out and laminate the stencil making a quick bookmark for each teen to reference the Bible Story, or display the stories in your classroom. Most importantly, allow time for each teen to share his/her story.

Close

Holding their stories in their hands, let each teen pray silently for God to help them grow stronger and learn from Christ’s example.



Go!



Oh, Grow Up!

GAME

Materials: Pictures of the teacher as a baby, young child, teen (won't the class have fun looking at your fashion choices!) and as an adult. Bring several pictures of you at each stage.

Quest Connection

There are many things God has planned for us to learn and enjoy throughout our lives, and He wants us to use our abilities to serve Him. But, He does not expect us to know enough at age six to teach a Sunday School class, just like He does not intend for us to be a master chef before we learn how to boil water. Our relationship with Christ, His Son, and our way to a relationship with God, works in a very similar way – we have to keep practicing and keep learning more about Jesus in order to effectively serve Him and be close to Him. It's okay if you don't have everything figured out about living a Christian lifestyle and serving with an undivided heart – God wants to continue to stretch you and help you grow spiritually!

Procedure: Let the teens try and place the pictures in chronological order. Give them three tries (if they need it) to get the order correct. Once the pictorial timeline of you life is accurate, have them identify during which stage you learned the following: (you might have to help them)

How to walk How to swim How to type How to play a musical instrument
 How to play a sport How to ride a bike How to teach a Sunday School class
 How to chew gum and walk at the same time How to read How to multiply fractions
 How to memorize scripture How to cook How to balance a checkbook

Close

Take a 3x5 index card and have each teen identify what they do know about Christ and then let them write what they still want to learn about Him. Collect the cards and commit to praying for each teen this week.

*Invite a pastor to class to help answer their written questions – either this week or next!

Go!**Finding Jesus****CHRISTIAN LIVING**

Materials: Polaroid camera and worksheet, “Missing Person”

Quest Connection

Let’s face it when we don’t know what we’re looking for, we don’t know where to look. Mary and Joseph had the same problem – they knew they were looking for their son, so they looked where all parents would look, but they forget that they were not just parents of an ordinary boy, but a young teen who would change the world. They weren’t looking for their son; they were looking for God’s Son. It’s very sad when we hear of missing person cases, but the saddest tragedy of all is that Jesus is missing from many lives. The great news is that if we get to know Jesus, we can get to know His Father, too!

Procedure: Have students imagine that their families and friends don’t know where they are and are beginning to form a search party. Taking each teen’s picture and filling out the “Missing Person” worksheet the students create a personal file that would help those searching be most effective in finding them.

Close

Have everyone think of someone they can talk to this week about Jesus who might not know who He is or where to find Him. Challenge the entire group to bring a friend to church next Sunday.

Go!**Discover Your Passion****SERVICE PROJECT GAME**

Materials: Small slips of paper, cup, play-do, and worksheet, “Ministry Minded”

Quest Connection

Sometimes it’s hard to believe God has a plan for each of us – but He wants us to follow His Son’s example and “grow in wisdom and stature.” Identifying areas in life where we can be in ministry is exciting, we get to see how God can and wants to use us for His purpose!

Procedure: As a class or small groups, begin to brainstorm all the many ways to serve in your church and community (volunteer at the hospital, mow the church lawn, nursery duty, printing the bulletin, visiting a neighbor, etc.) Write all ideas down on the small slips of paper, fold in half and put into the cup. Dividing teens into two groups, give each team play-do. Have a member from each group come to the cup where you will pull a slip of paper. The two members read the example of serving and go back to their group and using the play-do, they have to create a picture until their group guesses the service they are trying to quickly sculpt. Repeat this process as long as you have time – it should generate many laughs, as well as, remind the teens all of the different ways they can help others.

Now that you’ve had fun playing play-do pictionary and created many examples of ministry – allow the teens some time for personal reflection using the “Ministry Minded” worksheet. The teens write daily examples in the inner circle of the activities they enjoy, talents they have, things they like to learn about, and ways they like to help others. In the outer circle, have them refer to the list of ministries the class has discussed and write down possible ways that they can use each area of their lives to serve Christ.

Close

Look up and read together, Philippians 1:6 and 2:13. Encourage one another to read, reread, and memorize these verses this week to remind us that God has begun a good work in each of us, and we can count on Him to continually help us in our ministry.

Go!**Who Said Learning Can't Be Fun?****GUEST QUEST**

Materials: One skilled person from your church

Quest Connection

There are just some people gifted with extraordinary talent, but all of us have to develop our abilities and constantly learn new skills. Even the fastest runner had to learn to walk, learn to lace up his/her Nikes, and learn the rules of the sport, before he/she could win any gold medals. That is how it is with our relationship with our eternal Father – we have to learn more about Him and His Word before we can understand His will for our lives. Before Jesus was ever involved in ministry, He began to ask the experts (Jewish Rabbis) and learn more about His Father. When the Son of God died on the cross He could trust in God's plan, because He knew of the goodness and faithfulness and the perfect ways of His Father. As adopted children of that same good, faithful, and perfect Father, the more we learn and spend time in His house, the more we can trust in His plan for our lives.

Procedure: Identify someone from your church family who has a fun talent/skill/ability. Invite them to attend your class and give the teens a short demo/lesson. Before they come, have students think of questions they might want to ask your talented star. Be sure to have your guest share how often they practice/work at their skill and who taught them what they know now.

Examples:

Ask a chef to prepare a favorite, easy dish and eat together.

Demonstrate decorating cakes – let class practice on cupcakes.

Have musician perform – kids can learn an easy song/notes on the instrument.

Showcase an artist's collection – work on a simple project together.

Invite a master seamstress – teach kids to cross-stitch.

Close

Pray for your class: **Dear Father, we know that we are still learning how to trust You and live our lives completely for You. Please help each one of us to read your Word and ask questions to learn more about You, so that as we grow we can anticipate becoming great men and women of faith. In Your Son's name, amen.**

Go!**Celebration of Freedom****PARTY**

Materials: Streamers, punch, cake or cookies, (or milk and donuts), visit www.jewfaq.org/holiday0.htm or www.geocities.com/bnirenberg/passover.html for more information on the Pass-over Holiday

Quest Connection

In our Bible Story, Jesus and His family have just finished celebrating the Passover. This is a Jewish Holiday celebrated in the spring to remember when the Israelites were led out of Egypt after generations of slavery (Exodus chapters 1-15). The word Passover refers to when God passed over the houses of the Jews when the firstborn children were being killed (the last plague on Egypt). Because a lamb had been sacrificed and its blood was put on the doorframe of their homes to signify they served God, their sons were spared and Pharaoh finally let God's people go (perhaps now would be an appropriate time for a little singing and dancing). Indeed this is a great reason to celebrate – being freed from captivity – but we, too, can celebrate an even greater freedom – freedom from being condemned for our sin. Jesus was the ultimate sacrifice, and because of His death and resurrection anyone is able to celebrate this freedom!

*if appropriate for your class, consider including communion in your celebration


Procedure: Throw a party for your class – complete with decorations and party food. Allow teens to share the best party they have ever been to and ask what different reasons and occasions we have parties?

Close

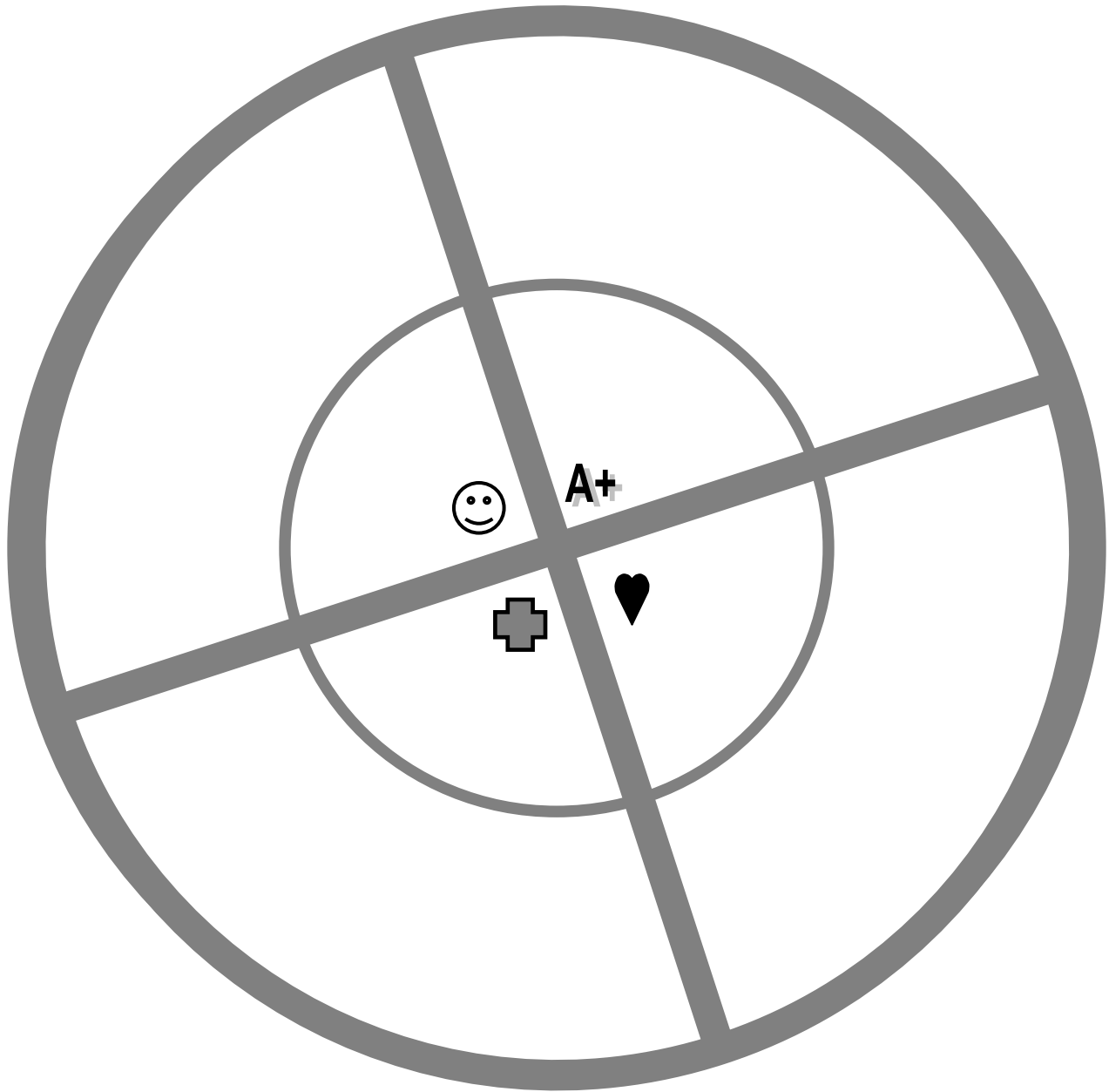
It is God's desire that everyone be able to celebrate the eternal life He offers through His Son – let's pray for those who don't yet know about this reason to celebrate. Pass out birthday candles – a symbol of celebration and a reminder to be a light to the world, so that they might learn about and what to join the party.



My Story...



Ministry Minded



Talents that I have



Activities I enjoy




Ways I like to help others



Things I like to learn about

Name:



My Profile

Where am I most likely to be?

	DAY	EVENING
SUN		
MON		
TUES		
WED		
THURS		
FRI		
SAT		

When I want to be alone, I go ...

When I have a day off of school, I am usually at ...

Two friends I spend the most time with ...

place photo here

these are the places and times of the clubs/sports/groups/lessons/activities that I am INVOLVED IN

Can You Pass the Passover Quiz?

1. The Israelites were instructed to eat nothing containing what?

Exodus 13:3

2. How many days were the Israelites to celebrate?

Exodus 13:6

3. What does this celebration have to do with hands and foreheads?

Exodus 13:16

4. Moses told the Israelites to do what since the Lord would fight for them?

Exodus 14:14

5. Where were God's people to put the blood of the sacrificed lamb?

Exodus 12:7

6. What happened when God saw the blood on the houses?

Exodus 12:13

7. About how many men fled captivity?

Exodus 12:37

8. What were the children to be told when they asked what the Passover meant?

Exodus 13:14

9. After the Israelites were led out of Egypt, what did they and their leader Moses do?

Exodus 15:1

10. Why did Pharaoh ultimately let God's people go?


Exodus 6:1

11. Who was sacrificed as the ultimate Passover lamb to free everyone from sin?

1 Corinthians 5:7b

Journal Page

Lord, these are the ways I would like to grow . . .



“And Jesus grew in wisdom and stature, and in favor with God and men” (Luke 2:52).