

Get Ready!

Living Water

By: Myra Montgomery
Jennifer Wetzel



Text

John 4:1-30 , John 4:39-42 (NIV)

Key Quest Verse


“Jesus answered, “Everyone who drinks this water will be thirsty again, but whoever drinks the water I give him will never thirst. Indeed, the water I give him will become in him a spring of water welling up to eternal life.” John 4:13-14 (NIV)

Bible Background

The opening prologue of the gospel of John sets forth the purpose for John’s writings, which is to prove that Jesus was the promised Messiah and Son of God. Furthermore, John 20:30-31 states “Jesus did many other miraculous signs in the presence of his disciples, which are not recorded in this book. But these are written that you may believe that Jesus is the Christ, the Son of God, and that by believing you may have life in his name.” Though scholars debate the date at which the gospel of John was written, many feel that the primary intention of the writings was evangelistic. John’s aim was to provide witness of Jesus’ ministry and miracles, in order to win others to Christ while building up current believers.

The first eleven chapters of the gospel of John describe Jesus’ public ministry. It is here, in the fourth chapter, that we find the story of Jesus speaking with the Samaritan woman at the well. Prior to this event, Jesus had spent time in the Judean countryside with His disciples. Since their success in baptism aroused opposition in the Pharisees, Jesus found it necessary to leave the countryside to return to Galilee, which led them through Samaria, a hostile area often avoided by traveling Jews. While journeying, Jesus grew weary and rested by the site of Jacob’s well while His disciples left to find food. At this location, He spoke with the Samaritan woman.

The woman at the well has become a well-known Bible story because in it, Jesus breaks traditional protocol. First, He, a Jew, spoke with a Samaritan. Ordinarily, the two groups had no dealings together. Secondly, men in Jewish society usually avoided women in order to prevent impropriety. Third, Jesus requested that she give Him a drink of water from her vessel. As Jews considered Samaritans unclean, to drink from her vessel would have made Him ceremonially unclean. By breaking social conventions and traditions, Jesus was able to present the gospel in a straightforward manner. In addition, He used natural circumstances, the water, to teach the spiritual lesson of salvation and eternal life. He explained to her that He brings “living water” to convey His message to her in a manner to which she could relate. It did not have the overtones in Samaria that it had in Judea.

*Get Ready!***Bible Background Cont.**

Throughout their conversation, Jesus revealed details of her personal life to her and the Samaritan woman wondered if He is a prophet. Later in the conversation, the Samaritan woman became argumentative regarding the proper place of worship, since the matter was much debated between the two groups. While Jews worshipped in Jerusalem, Samaritans held that Mount Gerizim was sacred since both Abraham and Jacob had built altars in the vicinity. Jesus explained to her that the place of worship is irrelevant because true worship is the spirit and truth in which worship is offered. Then, he revealed that He is the Messiah for which she is waiting. This is the only occasion before His trial that Jesus specifically stated that He is the Messiah, most likely since the term did not have the overtones in Samaria that it had in Judea.

After speaking with Jesus, the Samaritan woman testified to others in her community. Drawn to Jesus by her testimony, they learned from his stay and their faith becomes grounded in the Savior of the world. Throughout this story, we see that Jesus used natural circumstances to draw believers to salvation and offer them the gift of eternal life.

Get Ready!

Lesson Quest

What I want my students to:

Know: They need to accept Christ as their Savior

Feel: That all their sins can be forgiven

Do: We need to spread the “Good News”

Leader’s Devotion


Secrets. The word itself is alluring, conveying a sense of an enigma. In fact, the *Merriam Webster Dictionary* defines a secret as “a mystery; something kept from the knowledge of others.” Though secrets take on overtones dependent on the situation in which they are made, keeping a secret is often difficult. Most people enjoy being the first to know news, especially good information. Think about how hard it is to keep a good secret to yourself, such as a great Christmas present or a job promotion! Why would we want to withhold great information from others as a secret?

What is especially noticeable in the story of the woman at the well is that no one kept a secret. Let’s consider the situation. Jesus was a stranger in the land of a nationality hostile to His own race but neither was He always welcome in His own country. He was thirsty, tired from the long, dusty journey, and let His disciples leave to search for food, leaving him alone. In a situation as this, we would all understand if Jesus did not share the gospel message. He could have kept quiet for His safety, his peace, and for protection. Instead, He uses every opportunity to witness to others and let them know about His gift of salvation and eternal life. He never kept His gift a secret.

In addition, the woman at the well does not keep a secret. Imagine her shock and surprise due to this complete stranger! Can you imagine being approached by a strange man only to have Him recount your innermost secrets and sins to you? Embarrassment would surely replace the shock. How could you tell people that someone knew all of your secrets and misdeeds? Yet, the Samaritan woman ran back to her community, sharing the news of Christ with everyone. She declared to them that He knew her life history and surely must be the Messiah. Sharing the good news, she did not keep the living water a secret from anyone.

If this people did not keep secrets, why do we? Do we let circumstances and emotions prevent us from sharing the gospel with others? Jesus and the woman at the well show us that there is no excuse for not sharing our news of salvation. It is our job to share the good news with everyone in all situations. Why keep this good news a secret?

Get Set!



Option A

Materials: A sampler of salty/spicy foods, such as peanuts, chips, crackers, beef jerky, popcorn

Let kids sample the snacks as everyone shares with each other something that is on the top of their “wish list.” Wait until someone asks for a drink before offering any lemonade or water for refreshment. Take this opportunity to remind the students that just as salty foods make us thirsty, God has created all of us to thirst after Him to have a strong desire to get to know Him. In our Bible story, Jesus explains He is the way to finding living water to satisfy our thirst.

GO TO THE BIBLE STORY

Option B

Materials: 48 ounces of water.

Do you know how much water you should drink a day to stay healthy? It is recommended that you drink 48 ounces of water a day. Do you think that you drink that much?

Show students the water. It looks like it would almost be impossible to drink that much!

We stay physically healthy if we eat and drink the way that we should. But how do we stay spiritually healthy? Let’s go to our Bible Story and find out.

GO TO THE BIBLE STORY

Get Set!

Bible Story

Teacher Tip: Provide markers for students to highlight portions of the story in their Bibles

Read the story from the Bible and then retell it with the story below.

John 4:1-30

Jesus was at a well in Samaria when a woman approached. She was Samaritan, and the Jews usually did not speak to Samaritans. So she was very surprised when He asked her to draw Him some water. Jesus answered that if she knew who He was, she would ask Him for living water. The woman was confused. Jesus didn't have a bucket, how would He draw water? She asked Him if He was greater than Jacob, who dug the well. (In actuality, He was, but she didn't know that yet.)

Jesus told the woman that her water would only quench her thirst for a while. He had water that would quench her thirst forever! The woman liked that. She wouldn't have to carry water every day. She asked how she could get this water. Jesus told her to bring her husband to see Him. She replied that she had no husband. Jesus said, that's right. You've been married before, but you are not now.

When the woman realized that Jesus knew all about her life, she thought He was a prophet. She asked a common religious question about where to worship. Jesus said we must worship in spirit and in truth; that's more important than the physical place. We must worship in our heart and do what's right.

1. Where did Jesus go after He left Judea?
2. Why didn't the Jews talk to the Samaritans?
3. Where did Jesus meet the Samaritan woman?
4. Why was the woman amazed Jesus spoke to her?
5. What is the "living water" Jesus talked about?
6. How can you tell others about Jesus?

Go!**Erase the Mistakes****OBJECT LESSON**


Materials: Piece of fabric, water-soluble fabric marking pencil (use a color that shows up on the color of the fabric), damp washcloth

Quest Connection

Procedures: Hold up fabric for students to see. **“Isn’t this a pretty piece of material? When I look at it, I see so much potential for a quilt or dress.”** Hold up fabric marking pencil. **“Before I cut the material, I want to draw a pattern on it.”** Use the pencil to draw a shape, such as a flower or circle on the material. As you draw, be sure to make an obvious mistake. **“Oh, no! I made a mistake! Look at that crooked line. It doesn’t look good with the rest of my drawing. I wonder if my material is ruined. Maybe I can wash off that line.”** Use the damp washcloth to gently wipe away your drawing. **“Oh good, my material is still okay! This material represents each of us. In God’s eyes, we are each a pretty, valuable creation with potential on what we will become. Just like my crooked line, we sin and make mistakes that seem to ruin our lives. However, the water washed away that crooked drawing. We can wash away the mistakes on our lives too.”**

Close

If we accept the gift of living water, we can find forgiveness and have eternal life in God’s Kingdom. Then, the material of our lives will be pretty again.” Have each child mark on the fabric to represent mistakes that they have made. Then, allow each child to use the washcloth to wash away their marks.

Go!**Share the Good News****VIDEO**

Materials: Bibles, blank videotapes, camcorder, television, VCR

Quest Connection

In this unit, students are learning to share the gift of living water with others. Just as the Samaritan woman ran to share the good news with her community, we want to tell the news to our friends and family. Students will learn the value of the living water by trying to persuade others to accept the gift.

Procedure: : At the beginning of class, have students read John 4:1-42 to review the story of the woman at the well. Talk to the class about the importance of sharing the news of living water with others. Use the Samaritan woman as an example. **“It is important to tell others about Jesus’ gift of living water. Look at the Samaritan woman. After she discovered that she had talked to the Messiah, she ran to tell her community and begged them to come see the man at the well. She was excited, and so the community listened to her enthusiasm. Then, they all listened to Christ speak and became believers. That’s what we need to do. We need to let others see our joy and excitement about being Christians so that they will want to experience that same joy. We need to offer them the living water. Let’s think about ways that people can spread news today.”**

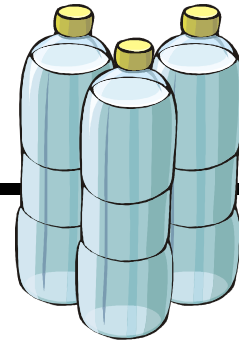
Have students brainstorm how information is spread in our society. Encourage them to think about the media. **“That’s right, television is one of the most common ways that information is spread today. When people want others to buy something, they make a commercial. Well, we want others to receive living water, so let’s make commercials to tell them about it!”**

Close

Divide the students into groups of three or four. Have each group write a script and assemble props for making a commercial about living water. Encourage them to explain what the product is (living water), the benefits (salvation and eternal life), and how to obtain it (ask Jesus). When each group is ready, videotape their commercial.

Go!**Can't Live Without It****OBJECT LESSON**

Materials: Bottle of water for each student, markers, blank labels

**Quest Connection**

I have something this morning that we never think much about until we don't have it. Water! Right now in our part of the country we hear a lot about water because we haven't had much rain. Our lakes are getting low and people are being asked to cut back on watering their lawns and to be careful not to waste water. Did you know that you can live for quite a few weeks, or even months, without food but you can only live about four days without water? When it is hot and you are playing outside and sweating a lot, you can't even live that long without water!

We can't live very long without water, and we can't live very long without Jesus either. One time Jesus told a woman, "Everyone who drinks this water will be thirsty again, but whoever drinks the water I give him will never thirst." Jesus wasn't talking about this kind of water; He was talking about living water. The Bible says, "Whoever is thirsty, let him come, and whosoever will, let him take the water of life freely." Jesus is the water of life. If we are filled with Him, we will never be thirsty again! Without Jesus, we can't live for very long, but with Jesus we can have everlasting life.

Procedure: Have students design a label for bottled water that would be the water that Jesus was telling the Samaritan woman about. Example: Water of Life, Living Water, etc. Have students put the label on their water bottle.

Close

How much does the water that Jesus is talking about cost? (free) Let us pray together and thank God for giving us the chance to never thirst again.

Go!**Build A Well****FOOD**

Materials: One copy of the Resource Page “Building A Well”, graham crackers, can of icing, plastic knives, paper plates (one for each student), plastic zip lock bags

Quest Connection

Procedure: (To prepare ahead) Break the graham crackers up into fourths.

Explain to the students that they are going to build a well. The lesson story talks over and over again about water. Each time they hear something about water, they will add a layer (2 graham crackers) to the walls of their well. They need to listen carefully to the story, so they can tell you when it is time to add a layer to their well. Each student starts with a half of a whole graham cracker as a base. Narrate the story bringing out the facts. After each fact, students add two graham crackers to their well. The well can be constructed squarely or circularly. A small dab of icing is used to connect the ends of the crackers together as mortar.

Close

We can't live very long without water, and we can't live very long without Jesus either. One time Jesus told a woman, “Everyone who drinks this water will be thirsty again, but whoever drinks the water I give him will never thirst.” Jesus wasn't talking about this kind of water; He was talking about living water. The Bible says, “Whoever is thirsty, let him come, and whosoever will, let him take the water of life freely.” Jesus is the water of life. If we are filled with Him, we will never be thirsty again! Without Jesus, we can't live for very long, but with Jesus we can have everlasting life.

Go!**Taste Test****OBJECT LESSON**

Materials: Several flavors of bottled water with labels covered, one bottle of unflavored water, small paper drinking cups, copy of worksheet “Taste Test” for each student

Quest Connection

**Why do you think everyone is drinking bottled water these days? (purified, tastes better)
I want you to play a little game with me.**

Procedure: Show the students the different bottles of water with the labels covered. Another option would be to pour water from different bottles in clear cups or glasses. Label each one with a number or letter. Pour a little water out of each bottle or glass into each students’ cups. Have them write down what each sample tastes like on the worksheet . Example: #1 cherry, #2 strawberry, #3 apple, #4 plain.
Reveal to them what was in each bottle and see if they guessed correctly.

Close

Even though we can survive physically by drinking plain tasteless water, we cannot survive spiritually without the Living Water that Jesus talked about to the woman at the well.

Go!**Sharing Christ****OBSTACLE COURSE**

Materials: Worksheet, materials for an obstacle course (suggested ideas below), stopwatch, bubble gum.

Procedure: Before class set up an obstacle race. Either time kids one at a time or as a team making the race a relay. Give them a chance to beat their best times, competing against the clock.

Example: Have the students begin by lacing a tennis shoe with their eyes closed, once accomplished, hop on one leg for five steps until they come to a brown paper bag they have to pick up...with their teeth and place it three steps ahead of them, where they have to hop over a small object, both feet at a time, and racing to get to the final test (if possible, have the teens run up stairs or around the building/or table) which is to unwrap a piece of bubble gum, chew and blow a bubble which stops the clock.

Quest Connection

Sometimes sharing our faith or our experience as a follower of Jesus seems like an obstacle course. We get confused, it seems overwhelming or we just don't think we'll get to the point where someone is willing to listen to us. Our story says the woman at the well went into the city to invite others to meet Jesus, the man who told her all the things that she had done. What obstacles do you think she faced?

Close

Pray that all of us will go and tell others about Christ.

RESOURCE PAGE

BUILDING A WELL

1. **A Samaritan woman came to the well for water. Women had the job of retrieving the water every day.** (Add two crackers to the base as walls. Lay them flat, not standing up. Place small amount of icing under each one to hold it to the base.)
2. **The woman was surprised when Jesus asked her for a drink. Jews did not associate with Samaritans.** (Add two more crackers to the base to complete the first wall layer.)
3. **Jesus offered the woman a different kind of water.** (Add two more crackers on top of the first wall layer.)
4. **Jesus doesn't have anything to draw up His water with.** (Add two more crackers to complete the second wall layer.)
5. **Jesus' gift of water gives eternal life.** (Add two crackers to begin the third wall layer.)
6. **The woman asks for Jesus' water.** (Add two more crackers to finish the third wall layer.)
7. **Before Jesus can give her His water He helps her realize she needs to change her old way of life.** (Add two crackers to begin the fourth wall layer.)
8. **The woman returns and shares with others what she has learned.** (Add two last crackers to complete the fourth wall layer.)

The finished well should be low to the ground. Wells in Bible times were not like we see nowadays. Give the students bags to take their wells home in.


Write in this square what Jesus and the Samaritan woman are talking about?



The Woman At The Well

L R E T A W S W W T Y G E R Q
S A W D A A N O I S Z D T G L
C P Y Q M B N M G E H L N Z B
M O I A R L W A R V T F I G D
Q G R R K M I N X R V W Y B T
V I Y B I N E V O A C Y S I V
A X O T O T I S I H X Q J L R
E P J E H C F R S N Z L H D E
G L H J U D A O D I G L E R E
T K C L S X E J U L A V I S L
H J Q O B T A I L N E H Y V I
I E U H A L R E R I T C V I L
R S G B N X W U L A H A Q F A
S U Z C D M N E T A E P I L G
T S Z S S G B K R H R W Y N R

BELIEVED	HARVEST	MESSIAH	TRUTH
DRINK	HUSBANDS	SAMARIA	WATER
FOUNTAIN	JACOB	SPIRIT	WEARIED
GALILEE	JESUS	SYCHAR	WELL
GIFT	LIVING	THIRST	WOMAN



How do you share “living water” with others?

TASTE TEST WORKSHEET

