

Get Ready!

Sowing Seeds

By: Betsy Moore



Text


Matthew 13:3-23; Mark 4:3-9; Luke 8:5-15

Key Quest Verse

“Blessed are those who hear the word of God and keep it.” Luke 11:28

Bible Background

Jesus often told short stories or parables of similar situations and spoke of familiar objects to help those who were really interested to help them understand His message. It usually had a new twist that would stimulate thought and make the listener contemplate the true meaning. By linking the known with the hidden, it forced listeners to really pay close attention. A parable would make them discover the truth for themselves but concealed the message for those who wouldn't really listen or were too lazy to try to understand it. While we look at parables, we have to be careful not to read too much into them. Most of them convey one message. You probably wonder, why a farmer would spread seed by tossing it so that it may be lost in the rocks, weeds, or along the path. This was not an irresponsible farmer Jesus was talking about, he was using the acceptable method of hand-seeding a large field. His goal was to get as much seed as possible to take root in good soil. It is inevitable that there would be waste as some falls or is blown into unproductive places. The yield depended on the soil where the seed fell. We are the soil on which the seed (God's word) was spread.

Get Ready!**Lesson Quest****What I want my students to:****Know:** God wants us to have open ears and an open heart.**Feel:** I need to prepare my heart to receive God's word.**Do:** Listen to God's word and live it.**Leader's Devotion**

Week 1

The corn stalks turned and rolled to reveal the rich black soil the earth held. The birds swarmed in a frenzy overhead in anticipation of the fresh lunch of hundreds of worms that were squirming in the bright sun trying to slide back into the ground and out of sight.

The loud clunk of the plow pulling up another rock jolted me in my mesmerized state of day-dreaming, back to the job I was doing. It is refreshing to work in God's nature (plowing a field) and truly relate to some of the stories Jesus told. Being in the farm business helps me appreciate the story Jesus told of the different types of soils the seed fell to. Jesus used things people knew about as object lessons. He was the greatest storyteller ever. What can you use to help your students understand God word.

Week 2

Have you ever seen the destruction after a hurricane, tornado, or high winds? Often trees are not broken, they are uprooted. Can we compare people's lives to these uprooted trees? The trees have only grown surface roots and have no depth to them. When a little resistance comes they can not withstand the pressure and loose their life. Yes, we can compare people to these trees. They may have a little knowledge of God's plan but are not well rooted in His word. When a little trouble comes their way, they forget God and leave the church. We must do all we can to root our students deeply into the word of God so they can withstand any pressure that may come their way!

Children love to get mail! Send each student a package of seeds with the attached message:

"We'll be planting seeds Sunday, Come Join us!" (name of church , times. Etc.)

Get Set!



Option A

Materials: A moistened bean seed per student, magnifying glass.

Preparation: Three days before your class, place bean seeds on a foam plate and keep moistened. Lay a paper towel over the seeds and keep out of the sun. Try this in advance, 4 days was too much for mine and 2 1/2 days about perfect.

What kind of plants do people grow in their garden? (response) **What do you think you would have to do to take care of a garden?** (response) **What is one of the most important things we need to be able to plant a garden?** (response, seeds & soil) **We're going to look at the insides of a seed today.** (give each student a paper towel and a moistened, swollen seed from the foam plate.) **We're going to gently pull our seeds apart and look at them under a magnifying glass. Look closely because there is a little plant growing inside. What would we need to do to keep a seed like this growing?** (response) **We're going to hear a story that Jesus told called a parable. He wanted to teach the people about something they didn't understand by explaining something that they did understand. Does that make sense? Maybe we should go to our story and then you will understand.**

GO TO THE BIBLE STORY

GO TO THE BIBLE STORY

Get Set!



Option B

Material: One seed on the Bible, clod of dirt (chunk of clay soil) with a black heart on it, rock & lighter, weeds, a package of bean seeds and good potting soil.

In our story today we're going to learn of things a farmer usually works with everyday. Jesus talked about these items so the people could understand what he was talking about. His story was called a parable and it had a hidden message in it. To be able to understand the hidden message we must know what each item represents that Jesus is talking about. In Jesus' day there were many farmers so they already knew about these items and could understand what he was telling them because of his story about the seeds. Let's look at each item Jesus talked about and see what it represented.

Comparisons:

- *The seed = the word of God. It could be called the seed of love. Jesus was telling the people that He loved them and God loved them.
- *Hard Ground = hearts that were hard and wouldn't open. As soon as the seed of love was planted in their hearts, it was snatched out by evil = birds.
- *Rock & lighter Too much heat = people who would listen and start to do for God, but then if someone laughed at them, they would give up, the heat was too much.
- *Weeds = Choking out is like those who follow God's way for a while, but then start doing what everybody else is doing. They follow the ways of the world and don't trust in God anymore; all the good they have done is choked out, just like a weed would choke out a seedling.
- *Package of seed = mighty harvest; person hearing, accepting, and telling others.
- *Reproducing = 1 seed, making up to 100 more seeds = 1 person telling 100 others.

GO TO THE BIBLE STORY

Get Set!**Bible Story**

Teacher Tip: Provide markers for students to highlight portions of the story in their Bibles

Materials: 3 dried beans per student, paper towels, clear plastic cup, and water.
2nd week, cup, seeds, potting soil.

When Jesus was talking to the people he was near the lake. There were so many people that had come to listen to his stories, he had to get in a boat and go out into the water so more people could see Him and hear him. Jesus was talking about a farmer and there were probably plenty of farmers listening. Since he was talking about something they knew about, they could understand the comparisons he was making. He started his story saying, “A farmer went out to plant his field.” It was not like our flowerbeds or gardens, it was huge! Back in Jesus days there were no tractor or planter like farmers have today, everything was planted by hand. The farmer couldn’t plant the field the way we plant our flowerbed, he carried a big bag of seed. (place a dishcloth in a belt at your waist and hold it out with one hand while pretending to toss seed with the other)

The farmer would walk along very slowly and reach into the bag and take out a handful of seed. With a big swoop of his arm, he would spread the seed onto the ground. Not all of the seed landed where it was suppose to. Some fell on the path, which was trampled down so solid it was like concrete and the seed couldn’t get into the dirt at all. Birds were flying along behind the farmer, hoping to eat it and they picked up some of the seed and had a nice dinner. Some fell on rocky places that were covered with only a thin layer of dirt. The seeds sprouted quickly and got tall, but they couldn’t find water because of the rock.

When the hot sun came out, the plant wilted and died. Some seeds fell in patches of weeds and when the new small plants came up the weeds took all the water and shaded them from sunlight. They were choked out. But most of the seeds fell on good dirt, and put down good roots, and sprouted and grew into nice big plants. After a little while it was harvest time and there was a nice crop! We’re going to plant seeds today and see how they grow. (give each child a clear cup, a paper towel, and 3-4 seeds. Help students fold the paper towel and line their cup with it. Place the seeds between the cup and the paper towel and water it. 2nd week plant seeds)

Get Set!

Bible Story cont.

Take your seeds home and see what happens. Be sure and keep them watered. When Jesus was done telling the story, he said, “He, who has an ear, let him hear.” The story shows us the different ways people react. The farmer sowing/planting the seed was like someone who tells people about God. Not everyone listens. Some people think they know everything and do not listen. These people are like the path that was so hard that the seeds couldn’t get down into the dirt and they were destroyed by the birds. They will not be in God’s kingdom. Some people are like the thin soil over the rock, where the seeds couldn’t put down roots. They are people really excited when they first hear about God, but they don’t listen carefully, and don’t realize they need to do something. The seeds in the weeds are like people that are listening and doing too many things at the same time. They really don’t hear anything and don’t get much done. But the seed that fell on good soil are like the people that listen and grow big and strong in God’s word.

Jesus wants us to be like the good soil and understand that it is very important to read the Bible and believe it. We must also plant the seed by telling others!

Go!**Plant the Seed****GAME****Materials:** 1 playground ball**Quest Connection**

Procedure: Form teams of two and have them lock arms. One will be the scooper and one the tosser. The team must work as partners always having arms locked. Each partner has an important job but the team must also work together to not have the ball hit them. The scooper must scoop up the ball while still being locked to his partner and then give the ball to the tosser to throw at opposing teams. If the ball tags either partner, you must both sit down. Continue to play until only one pair is left. Switch roles and play again.

Who likes to play tag or dodge ball? We're going to combine those two games and see if you can tag someone while you're trying to not get tagged by the ball. Each team will have to keep arms locked at all times. One will be the scooper and scoop up the ball, while the other team member will be the tosser and throw the ball at other teams. If a team member gets hit both team members must sit down. The team left standing will be the winner. **(Have teams stand in a circle and bounce the ball into the center of the circle; one team will be aggressive and go after it! Let the fun begin)**

Close

We all know that in today's lesson, the farmer had to scoop into the bag and get the seed. What did he do next? He tossed it, some onto good soil and it grew and some on not so good soil. Remember how you felt when you tossed the ball and hoped it would hit someone. We should be just as excited, telling others about God and hoping it will touch their hearts.

Dear God, Help us to be sowers of your word. Help us open up our hearts and tell others about your plans. In Jesus name, Amen."

Living the lesson:

Take the children outside, open your Bible to the lesson text in Mark 4:3-9 and read it to them. Let them find objects that relate to the lesson and retell the story Jesus told. Be sure and apply it as Jesus did.

Go!**Seed Trader****GAME****Materials:** None**Quest Connection**

Procedure: Have your students sit in a circle on the floor. Go around the circle and whisper a seed in each child's ear. Make sure you whisper the name of the same seed to two children. (example: corn/corn, beans/beans, peas/peas, cucumbers/cucumbers, tomatoes/tomatoes) Explain that when you call out the name of a seed, the two children who you whispered that seed to will jump up from the circle and trade places. Only call out one seed at a time to start the game and then call out two, (ex. corn and beans) and eventually three. The more seeds you call and the faster you make the calls, the more fun the game is. Students will need to rest after a few minutes.

We have been learning about seeds. How Jesus used them as examples in one of His parables to teach about being planted on good ground. We are going to play a game today that will help us remember the lesson.

Close

Can you imagine what the seeds felt like being tossed on the ground? We must make sure we are planted on good ground and grow for God!

Go!**Sowing the Seed****SCIENCE**

Materials: 3 flower pots with saucers, potting soil, sand, rocks, dandelion or crab grass, grass seed, and water.

Quest Connection

This experiment may help students understand the parable more easily.

Procedure:

Work with children to:


1. Fill one pot with potting soil and sprinkle some grass seeds on top.
2. Fill another pot with sand and rocks and sprinkle soil and then seeds on top.
3. Fill another pot with soil and transplant the dandelion and sprinkle seeds on top.
4. Water the seeds in each flowerpot equally.
5. Place each pot, side by side on a windowsill for sunlight.

Check the seeds frequently for watering and water as needed.
Explain what happened in each pot and why.

Close

Relate to children the symbolism's Jesus used in telling the parable of the sower and the seed.

Go!



Growing Seeds

SCIENCE

Materials: a glass jar with a lid, sand, dried seeds (beans), water, and mixing bowl

Quest Connection

Procedure: Mix equal portions of sand and seeds. Shake well and pour into a jar. Water the sand thoroughly and screw the lid on tightly. As the seeds swell it will break the glass jar. Put the jar in a cake pan for easy clean up! If you moisten the sand enough, you will be amazed at the long sprouts that will appear from one Sunday to the next!

I just heard a story of something very unusual that happened to a ship during World War 2. A ship was carrying bags of dried beans and was slightly damaged by a torpedo. The ship wasn't hit very badly, and was able to continue on its journey. The problem was that the beans got wet and began to swell. Eventually the swollen beans had enough force to split the ship right open and the ship sunk.

Do you believe that story? Do you think some seeds could sink a ship? Let's try an experiment today with some seeds. Do you think these dried seeds can break out of this jar? Let's mix the seeds with some sand so we will be able to see what is going on inside the jar. We know that seeds grow better when they are planted on good soil but today we're using sand so we can see what is going on inside the jar. Let's mix the sand and the seeds and pour them inside the jar. We need to water the seeds so they can grow. What happens when we are growing? We get bigger and bigger don't we. We'll wait until next week and see what happens to our seeds.

Close

When we planted these seeds we didn't know what was going to happen did we? That is the same as we are when we talk to other people about Jesus. When the person learns about Jesus they get excited and they can't keep a lid on their excitement! They must tell others about Jesus. God wants us to grow just like these seeds did and spread out ... spread His word!

Go!

Painted Pots**ARTS AND CRAFTS**

Materials: small clay pots, stencils of ivy & flowers, sponge (small pieces), acrylic paint , small plants, potting soil

Quest Connection

This is a good activity to do while you are reviewing the story with your students.

Procedure: Tape the stencils to the pots. Fill in the stencils by applying the paint with the sponge pieces. Be sure just to put a little paint on the sponge so that it will have a texture look. Stickers, glitter, or anything else your imagination comes up with can be added to the pot. Let the pot dry. Plant any durable plant in the pot.

Close

We will need to be sure to take good care of our plants. What will we have to do to make sure our plants stay alive? (sun, water, air)

Sower and the Seed

Matthew 13:3-23

Jesus told the story of a man sowing the seed. As he tosses the seed, some of it fell on the well-worn path and was eaten by the birds. This is like someone who hears but does not take root. Some fell on rocky ground. The seed sprouted and grew quickly but withered in the hot sun. This is like someone who hears and accepts but as soon as they face problems they lose faith and give up. Some seeds fell in weeds and thorns. It grew but was soon choked out. This is like someone who hears God's word but then is choked out because they feel pleasure is more important than God. Some seed fell on good ground and took root. They grew and produced. This is like someone who hears God's word and lives by it all their life. They will be rewarded in God's Kingdom.

Color the picture with crayons, watercolors, or colored pencils.



THREE SEEDS IN A ROW

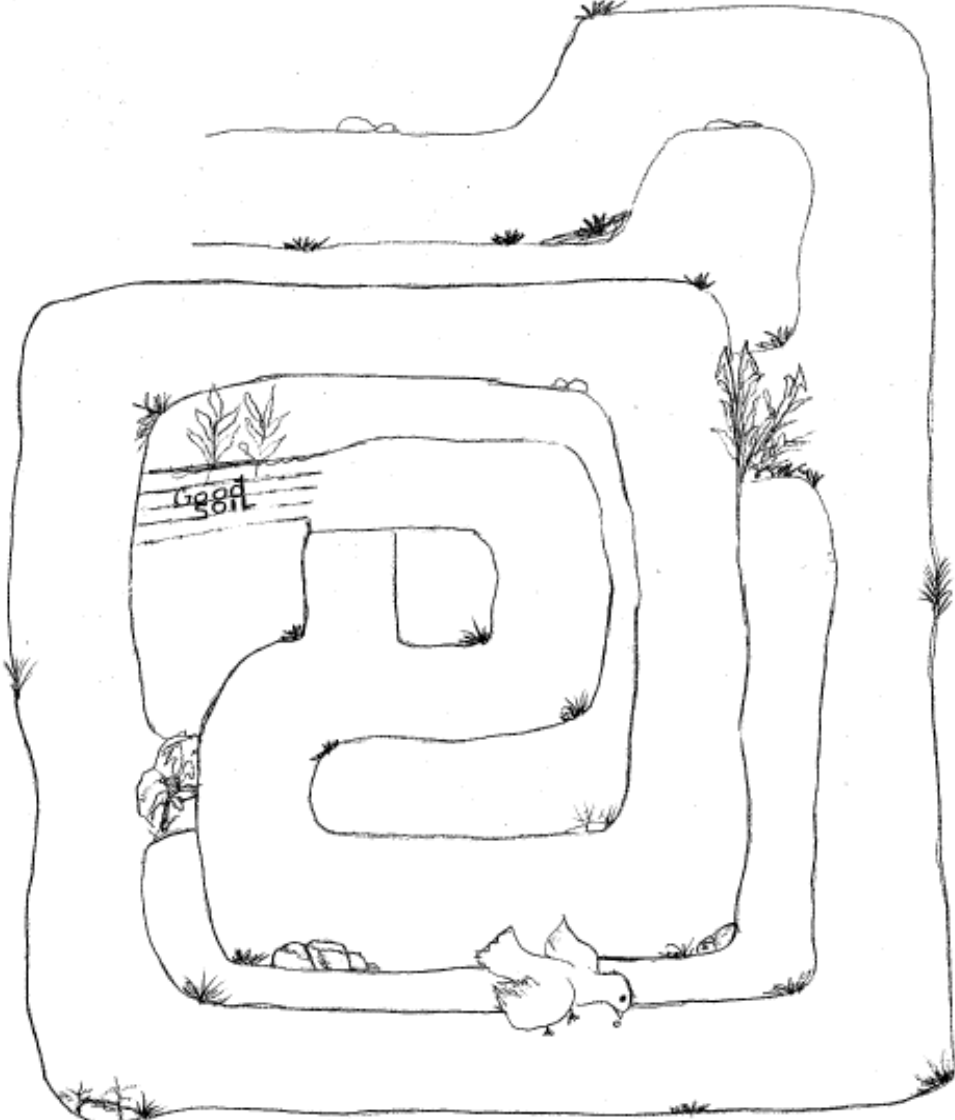
TEACHER RESOURCE

Maze:

Sower and the Seed

Matthew 13:3-23



Can you help the farmer get the seed to the good soil?



Seed Picture


Material: Poster board or cardstock (copy the frame below on it), a package of dry mixed beans for soup, markers for stems or green pipe cleaners for stems and construction paper leaves, magnet strip for back.

Procedure: To create a flower, place a green pea in the center and surround it with small beans in a circle, glue in place. Create a bouquet of flowers using different seeds on the frame below. Can your students identify the different seeds they are using? Place a magnet strip on the back and hang on the refrigerator.



Journal

Draw a picture of something you like to watch as it grows. God likes to watch you grow!



Name: _____

Date: _____

Dot to dot:

Sower and the seed
Matthew 13:3-23

Follow the dots to find out what ate the farmer's seeds.

