

# Get Ready!

**Text**

Acts 17: 16-34

**Key Quest Verse**

You alone are God (Psalm 86:10b). - Memory Verse

“I see that in every way you are very religious. For as I walked around and looked carefully at your objects of worship, I even found an altar with this inscription: TO AN UNKNOWN GOD. Now what you worship as something unknown I am going to proclaim to you (Acts 17:22b, 23).

Method to help memorization:

**Materials:** 50 paper plates and 2 clean pizza boxes

**Procedure:** Divide your class into 2 groups. Give one student of each team an opened pizza box and have them stand equal distances away from team members. Have team members line up to take turns. Have the first team members say the Memory Verse & throw the frisbee paper plate at the box. Take turns letting each team member throw once and then trade holders & throwers. The team that has the most frisbee's in the box is the winner. By the end of the game, every team member will know the Memory Verse.

**Bible Background**

Five centuries before Paul, Athens had been at the height of its glory in art, philosophy and literature. Its reputation in philosophy had been retained through the years and a leading university still existed there in Paul's day. The philosophy of the Epicureans originally taught that the supreme good is happiness – not necessarily momentary or temporary. By this time, it had degenerated into a mostly sensual system of thought. Stoic philosophers taught that people should live in accord with nature, recognize their own self-sufficiency and independence, and suppress their desires. Stoicism also had degenerated – into a system of pride.

The Aeropagus was located just west of the acropolis and south of the Agora and had been the sight of the meeting of the Court of council of the Aeropagus, which governed the areas of religions and foreign gods. The Greeks were fearful of offending any god by failing to give him attention; so they felt they could cover any omissions by including an altar with the label, “UNKNOWN GOD.” It was the presence of this altar that gave Paul an opening to proclaim to them, all the God of creation, who is the ONLY TRUE GOD.

**Get Ready!****Lesson Quest**

---



**What I want my students to:**

**Know:** There is only one true God.

**Feel:** God loves me.

**Do:** To live with God in first place.

**Leader's Devotion**

---

Knowing God is very important for living our lives. Not knowing God is like stumbling through life wearing a blindfold with no direction. Know God and have a fulfilled life with eternal salvation. No God and waste your life and lose it!

## Get Set!



### Option A



**Materials:** Hairbrush with hair in it

**Procedure:** Say: “I was so busy this morning, trying to get ready for church and collect everything I needed to bring; I think I forgot to brush my hair. You don’t mind if I just brush my hair before we start do you?” (Brush through your hair several times and then lay the brush on the table.) “Oh, my! Look at all the hair that just came out of my head. You know what is really interesting? Even though I just brushed my hair and all this hair came out, God still knows exactly how many hairs are on my head. He knows how many hairs are on (student’s name) head and (student’s name) head. There is one thing about God that I know. I’ll never know as much as He does. Let’s begin our lesson and find out more about God.”

**GO TO THE BIBLE STORY**



### Option B



**Materials:** Cupcakes and birthday candles that re-light, matches

**Procedure:** “I’m so excited because today we’re going to celebrate someone’s birthday that has never been celebrated. Can you guess whom?” (Give class time to respond.) “Wait a minute ... we can’t celebrate His birthday because He was never born! God has always been here, but I know what we can celebrate! ‘Happy Always Day to God’” (sing to the tune of “Happy Birthday”).

For added excitement, serve cupcakes or Twinkies with candles that never go out. Light the candles and sing “Happy Always Day to God” and at the end of singing have each child blow their candle out. Of course it will re-light to the child’s amazement. To extinguish the flames carefully remove the candle and dip in water. “God is just like that candle, His light keeps shining and shining to guide us. He is always there watching over us and waiting to hear from us. God loves us and likes to celebrate with us! Now let’s eat the cake and celebrate and find out more about God!”

#### **Additional Option:**

**Materials:** CD or tape, CD or tape player

**Procedure:** Play music and have all the children move around as the music is played. When the music stops have the kids stand like statues. Anyone who moves is out; start the music again and repeat as many times as you want. “In today’s lesson we’re going to learn about different statues and gods that some people worshipped.”

**GO TO THE BIBLE STORY**

## Get Set!



### Bible Story



**Materials:** Rock

**Procedure:** “Paul was taking a missionary trip to tell people about God. While he was waiting on his friends, he was looking around the town, and he didn’t like what he saw. The city was full of idols. (Make a sad face.) Do you know what an idol is? An idol is an image or statue that man has made and worships it. Some idols were made out of rocks (place a rock on the table) while others were made from wood or even gold. Do you think these idols, like this rock, were what the people should be worshipping? Paul looked around some more and noticed that the people were sitting around just listening to any new idea that came along. Now these people were very educated and were proud that they were so smart. They thought they were so smart that they wouldn’t make any God mad, so they even made a statue to the “unknown god.” Paul couldn’t believe it! Now Paul didn’t want to upset these people and say, (raise your voice as you repeat this) ‘You stupid idiots what are you doing worshipping all these idols?’ Do you think the people would have listened to Paul if he had said that? Of course not! Paul wanted them to listen to his message so he got their attention. Instead, God helped Paul know what to say. ‘I’m glad to see that you are very religious! I’ve looked around and seen that you have an altar to the unknown god. I’m going to help you learn about this unknown god!’”

“It was so easy for Paul to tell these people about God because he had been a student since he was a young boy and learned about what God had done in the Old Testament. I’m sure there were so many questions to be answered! If the people asked Paul, ‘Is God invisible?’ Paul could have said, ‘No, we learned in Exodus that Moses saw God!’ (Ex. 33:18-23). Moses first met God at the burning bush and that shows us that God is an eternal God . . . God is always with us; just like the burning bush, burned on and on; God goes on and on. God is always there! (Ex.3: 12, Ps.139.) Do you think anyone has ever seen God’s face? God tells us in Exodus 33:20, that no man can see God’s face and live. Will we ever see God face to face? 1 Corinthians 13:12 give us hope that some day we will see God face to face in His kingdom. Paul told the people that God was the one that created everything! God made nations and people. God wanted people to seek Him or get to know Him and worship Him. What do we know about God? (Ex. 34:6-7.) God is loving and powerful, slow to anger, faithful, forgiving if we ask for it, but he is also a jealous God (Ex. 20:2-6) and will punish people. God is our Heavenly Father and wants the best for us. Just like our dad on earth loves us and corrects us, God loves us and has rules for us to follow, which are in the Bible. God wants us to worship only Him and no one or nothing else! He thought of exactly how things should be done, when he created everything and He said, ‘It was good.’ God likes perfection. God was so particular when He made things that He even made each ear of corn so that there are an even number of rows of kernels on each ear. It’s still that way today. God must like variety too; think of all the different colored birds and different animals and even different people, He created.”

**Get Set!****Bible Story****CONTINUED**

“Do you think God has children? (I John 3:1-3.) We are all God’s children. God is Holy and won’t tolerate sin no matter how good we are. There are things about God that we can’t see: His power (called the Holy Spirit), but we can feel it working, His love, promises, goodness, kindness, faithfulness, and believing that He exists and is sitting on a throne in heaven (1 Kings 22:19.) God is the Almighty Supreme Being and Master of the Universe. How many of you have ever watched Superman or Spiderman? They are pretend characters! God is the real super-hero! Some of the people Paul was talking to become followers and believed. How can we get to know God better?”



**FOOD:** Don't forget to check for food allergies!

Go!



### In God's Image



**Materials:** Peanut butter, honey, powdered milk, wheat germ, bowls, measuring cups, spoons, granola, coconut, crushed graham crackers.

**Procedure:**

1. Mix 1 Cup peanut butter and  $\frac{1}{4}$  cup honey
2. Sprinkle in powdered milk and wheat germ until it is play dough consistency.
3. Give each child a portion of dough and let them create "In God's Image" a face. Add raisins for eyes, Granola/coconut/crushed graham crackers for hair.



### Quest Connection

"In the Bible we are told that God made man in His own image. What a wonderful feeling! Let's think of some ways that God tells us to be like Him."



### Close

"God made us sweet... would you like to eat? This is edible!"



**GUEST QUEST:** Ask someone older from the congregation that the kids don't know very well.

Go!



### God Is Good!



**Materials:** A tray or cookie sheet with 10 items on it (crayons, glue, stickers, etc.), guest

**Procedure:** Have guest enter the class at designated time and announce. "I'm so glad (Guest) has joined us today to play a special memory game. I know most of you have played the memory game but just to remind you of the rules; I want you to pay very close attention from now on. (Guest) has 10 items on this tray. In our memory game I want you to try to remember what is on the tray. (Guest) is going to pass this tray around and let everyone see the items on it.

"What was this game called? Memory, right? So be sure and remember." (Have guest pass the tray around. Say, Thank you to the guest and have them leave the room.) "Now let's see how many of you have a good memory. We just had a guest come in and show us 10 items. Most of you are trying to remember the things on the tray, right? What I want you to remember and tell me is the name of our guest. That was kind of hard wasn't it? What is really exciting is that God always knows our name and never forgets! He can remember everything! After class today when you see our guest be sure and thank them for coming in our class and playing our memory game." (Try not to say the guests name more than three times or the kids will really catch on that there is a trick to this game.) "I tricked you when we were playing that game. Did you know that there are people in the world who try to trick you all the time, but God never does! God is Good!"



### Quest Connection

"Today we are going to play a game that is going to prove once again that God is good!"



### Close

"Let's always remember that we need to depend on God. We can always trust Him!"



## SCIENCE

Go!



## Like Us On the Inside



**Materials:** A light colored 12” balloon and a dark small balloon, a needle (a small, completely inflated balloon inside a large, partially inflated balloon can be popped with a needle from the outside; place a piece of scotch tape on the big balloon at the top to insert needle through.)

**Procedure:** (Insert the smaller balloon into the large one by rolling it up tightly and pushing it in with the eraser end of a pencil. Blow up the small balloon tightly and tie a knot at the end. Now inflate the outer balloon, but not completely, and knot it. You should be able to see the small balloon bounce around inside the big balloon.)

“The inside balloon is like us on the inside; God can see just what we think and what we feel. Other people can’t see what we think or feel but God does. God doesn’t look on the outside. He looks on the inside and can change us for good. What do you think will happen if I poke a needle in these balloons? Let’s see what happens!” (Hold the large balloon from the bottom and squeeze it so that the small balloon is forced to the top near the knot. The large flexible balloon will give, but the inside balloon is tight. Slowly press your needle into the scotch tape of the large balloon and into the small balloon. It should pop loudly. Pull the needle out slowly.)

“When we love God and want to serve Him, a change takes place on the inside of our lives.” (Shake the balloon around and show the inside balloon is now in pieces.)

“The balloon on the inside shows exactly how a BIG change can be made. God can completely get rid of our bad habits!”



## Quest Connection

“In the Bible we read about God’s love and how He knows everything and how He can see us on the inside. We also know that God can help change us. God knows our thoughts and challenges us to be good.”



## Close

“Let’s make a list together of things we can do this week to serve God.”





GAME

Go!

**Top 5 Countdown**

**Materials:** Large sheet of paper, marker and tape

**Procedure:** Select a category, examples include: “Names to call God when you pray” (Father, Lord, God, Jehovah, Creator), “Times to Pray” (morning, bedtime, before meals, before a test, when someone’s sick, before a trip), “Attributes of God” (loving, forgiving, always present, never changing, all knowing “smart”). Tape the top 5 choices to the wall, with writing facing the wall. Assign points to each of the top 5 choices that equal \$500. Choose two teams; first team players listen to category and first one to clap answers. Let the whole team guess the answers or individual team player’s guess. If the group guesses correctly, turn paper around to show the choice and points made. That group continues to guess until they guess wrong three times. Then, the second group gets to take a turn and tries to steal their point . . . if they get it right.

**Quest Connection**

“We are going to play a game that will help us understand more what God is like.”

**Close**

Let us sing “Our God Is An Awesome God”




## ARTS AND CRAFTS

Go!



## Fun Flubber



**Materials:** 2 cups white glue, 1 ½ c. warm water, 1 cup hot water, 3 teaspoons Borax.

**Procedure:**

1. Mix the glue and warm water together.
2. Mix and dissolve the Borax in the hot water.
3. Pour this into the glue mixture, a little at a time and mix with your hands continually until it is blended.
4. Divide so each child has some Flubber.
5. Flatten it out . . . “Our lives are just like this flat Flubber.”
6. Stick a straw in it, and blow bubbles. “With God #1 in our lives we can grow just like these bubbles.”



## Quest Connection

“We are going to make something that will show us how God’s power works!”



## Close

“How many of you know the song, ‘He’s Got the Whole World In His Hands’?  
Let’s sing it!”

**PUPPET SHOW****Go!****Worship God . . . He Is #1!**

**Materials:** Two puppets

**Procedure:** Read from the script below

**Hot Tamale:** “Hey, Cornelius, I’m so excited. You won’t believe what happened this week!”

Cornelius: “Oh, yes, I can . . . you got a toy at the grocery with your mom!”

Hot Tamale: “Well, yes . . . so that makes two things I’m really excited about. But for sure I got something this week made out of gold and I like it better than anything else in the whole wide world. It is so cool!”

Cornelius: “This thing you got is gold?”

Hot Tamale: “That’s right and I like it better than anything else in the whole wide world; can you guess what it is?”

Cornelius: “If it’s gold it must be a ring! Is it a ring?”

Hot Tamale: “No, it’s not a ring. Guess again.”

Cornelius: “Gold, Gold, It must be a necklace!”

Hot Tamale: “No, it’s not a necklace, you’ll never guess what it is so I’ll give you a hint! You know that I’m on the All-Star Soccer team for school, right?”

Cornelius: “Yes, Everybody knows you’re on the All-Star Soccer team; you won’t let us forget!”

**Hot Tamale:** “Well, our team was the best and we got first place . . . , which is . . .”

Cornelius: “Gold! You got a GOLD MEDAL?”

**Hot Tamale:** “Well, kind of! It is a **GOLD TROPHY** and I like it better than anything else in the whole wide world. I put it on the kitchen table and just look at it and think, I am a great soccer player and I have earned a **GOLD trophy.**”

Cornelius: “Hot Tamale, I’m very proud of you for being on the All-Star Soccer team and winning a trophy, but it really upsets me that you say that you like that trophy better than anything else in the world. In our lesson we’re learning that God is to be what you like more than anything else in the world. God is # 1!”



*Continued from page 11.*

**Go!**



### Quest Connection

---

“We are going to watch a puppet show today. I want you to listen closely because we are going to talk about it afterwards.”



### Close

---

“Let us make a list of ways that we can make God #1 in our lives everyday.” Write suggestions on chalkboard.

# What is God Like?

God is loving and kind and wants us to talk to Him. We were made in God's image. God is up in heaven watching over us! There is only one true God, and He holds the key to open up our heart. Can you help get the key to open up your heart and let God in? When you get the key to the heart, color the heart red to show that God sees the inside.




Memory Verse: "You alone are God." Psalm 86:10b

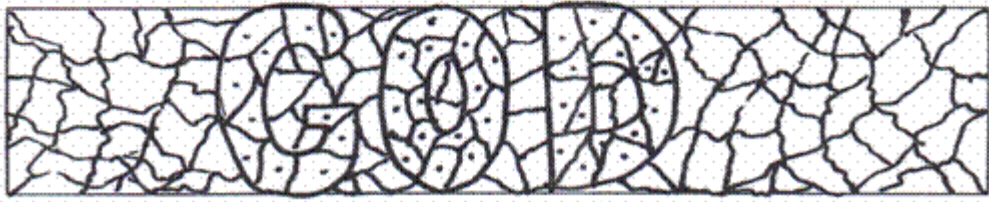
# Dot to Dot

**Memory Verse:** "You alone are God" (Psalm 86:10b).

God was the beginning! God is always watching over us! God is kind and will forgive us when we do things that are not right, if we ask Him to. The Almighty God is the Master of the Universe. God is smarter and stronger than anyone. God likes us to talk to Him through prayer. We can learn to know God by going to Sunday School and church. Our parents can teach us about God by reading the Bible to us. Start at the number 1 and find out what God should be in our lives. Color in the picture made by the dot to dot.



Color the sections that have a dot with a blue crayon to see who should be #1 in our lives.



# Coded Message

Use the code to read the message:

<u>A</u> 26	<u>B</u> 25	<u>C</u> 24	<u>D</u> 23	<u>E</u> 22	<u>F</u> 21	<u>G</u> 20	<u>H</u> 19	<u>I</u> 18	<u>J</u> 17	<u>K</u> 16	<u>L</u> 15	<u>M</u> 14
<u>N</u> 13	<u>O</u> 12	<u>P</u> 11	<u>Q</u> 10	<u>R</u> 9	<u>S</u> 8	<u>T</u> 7	<u>U</u> 6	<u>V</u> 5	<u>W</u> 4	<u>X</u> 3	<u>Y</u> 2	<u>Z</u> 1

God is our heavenly

21 26 7 19 22 9 .

God is:

15 12 5 18 13 20

16 18 13 23

8 14 26 9 7

21 12 9 20 18 5 18 13 20

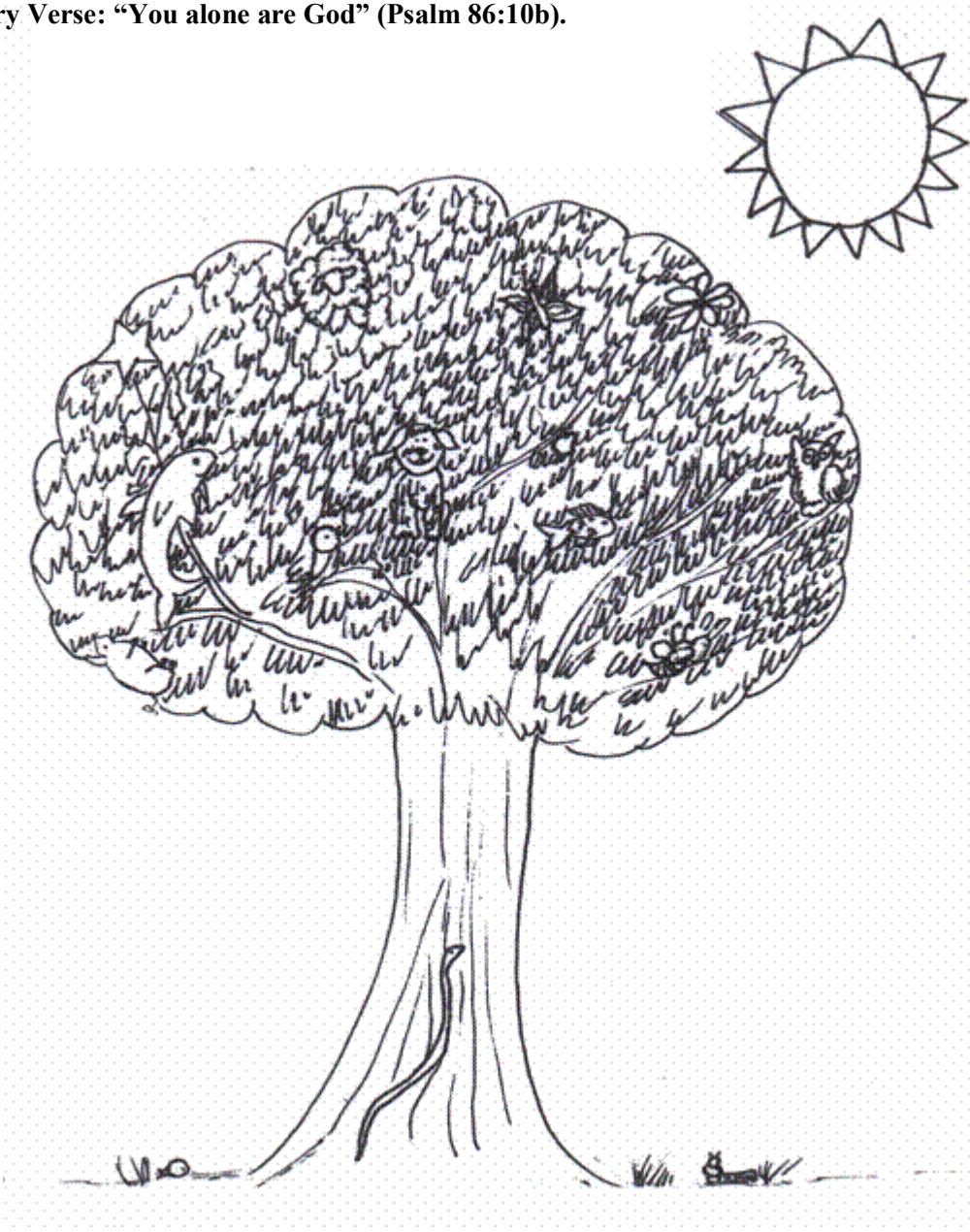
26 15 4 26 2 8 11 9 22 8 22 13 7

**Memory Verse: “You alone are God” (Psalm 86:10b).**

# Hidden Creations


God created us and loves us! He made many things for us to enjoy. Can you find the hidden things that God made in this picture. (Star, sheep, apple, owl, fish, bee, bird, dog, dolphin, pig, snake, ladybug, worm)

**Memory Verse: “You alone are God” (Psalm 86:10b).**





# Crossword



**Across:**

- |                                    |         |
|------------------------------------|---------|
| 3. God sees us with His            | eyes    |
| 6. What God sits on up in heaven   | throne  |
| 7. Our Father in heaven            | God     |
| 9. God hears us with His           | ears    |
| 10. What we do at church on Sunday | worship |

**Down**

- |   |         |
|---|---------|
| 1. God lives in                           | heaven  |
| 2. God's house where we worship on Sunday | church  |
| 4. Voices praising God                    | sing    |
| 5. Daddy                                  | father  |
| 8. The one that made everything           | creator |

# Journal Page

God created us and even knows how many hairs we have on our head! God is always watching over us! God is kind and will forgive us when we do things that are not right, if we ask Him to. The Almighty God is the Master of the Universe. God is smarter and stronger than anyone. God likes us to talk to Him through prayer. We can learn to know God by going to Sunday School and church. Our parents can teach us about God by reading the Bible to us. Draw sunshine at the top of your picture to represent God's love shining down on you. Then draw a picture of your family that God loves.

**Memory Verse: "You alone are God" (Psalm 86:10b).**