

*Get Ready!***How Many Times?**

By: Susan Cain

**Text**

Matthew 18:21-35

**Key Quest Verse**

“Be kind and forgiving to each other.” Ephesians 4:32

**Bible Background**

Jesus uses this illustration to explain the concept of forgiveness. Jesus isn't teaching that we should keep track of the number of times someone does something to hurt us and then stop forgiving him when he has done it more than 490 times. He meant that we should always be willing to forgive, no matter how many times he does something to us.



Get Ready!



### Lesson Quest

**What I want my students to:**

**Know:** God WANTS to forgive us and we need to forgive as He does.

**Feel:** Compassion for someone asking forgiveness and repentance when doing wrong.

**Do:** Be able to say I'm sorry to others and God, and to accept apologies from others.

### Leader's Devotion

Forgiveness is serious business as far as God is concerned. In the prayer that Jesus taught us, we pray “forgive us our debts as we forgive our debtors.” Jesus follows up the prayer saying “*For if you forgive men when they sin against you, your heavenly Father will also forgive you. But if you do not forgive men their sins, your Father will not forgive your sins.*” (Matthew 6:14-15) As his disciples we are to follow his example of forgiveness. If Jesus could forgive the men who crucified him, what offenses might we have that are unworthy of our forgiveness. The Bible doesn't allow any excuse for unforgiveness in our hearts. Pray this week that God will show you areas in which you harbor resentment and bitterness. Ask God to help you forgive as He has forgiven you.

**Get Set!**

I'm sorry!

**Option A****Materials: Teacher Resource Page “I’m Sorry”**

Invite two older kids (Jr. high to high school age) to do a skit called “I’m Sorry.” Try not to frighten little ones with loud voices and tugging too hard.

Introduction: **Today, boys and girls, we have two guests in our class. They are going to act out two stories for us as Mick and Mike.**

Have your guest act out the skits.

**GO TO THE BIBLE STORY****Option B****Materials:** Chalkboard and chalk, or newsprint and markers

**Can anyone tell me of a time when someone hurt you? Sometimes other kids say mean things that hurt our feelings. Sometimes kids are just mean. How do you feel when someone hurts you? What do you do? Did you know that we can forgive others when they hurt us? It’s not always easy, especially when they hurt us again and again. In part of our story today, Peter asks Jesus how many times we should forgive. He thought seven sounded like a good number. Choose a child to come make seven marks on the chalkboard. Jesus told Peter that we should forgive someone 70 times 7. That sure is a lot of forgiving! Let’s see if we can fit that many marks on our chalkboard. Let the children take turns marking on the board and go until you have 490 (seventy times seven) marks or until the board is full. Jesus also told a story about forgiveness. Let’s listen to see how Jesus thinks we should forgive.**

**GO TO THE BIBLE STORY**

**Get Set!****Bible Story**

**Teacher Tip:** Provide markers for students to highlight portions of the story in their Bibles

**Materials :** Make bars like a jail cell out by stapling strips of black construction paper together


Today you will be telling the story from the perspective of the king in the parable.

**Hello there. I'm a king and very powerful. I have lots of money and possessions and many servants. One day Jesus told a story about something that happened to me. You see, some of my servants owed me money and so I decided to collect it. One servant in particular owed me a ton of money. You wouldn't believe how much money he owed me - millions of dollars! There was no way that he could come up with that kind of money, so I decided that he should sell everyone thing he had - even his wife and children - to pay me back. What do you think he did? What would you do? He fell down on his knees and begged me to give him more time. He said he would pay me back. You know, I felt kind of sorry for him, so I decided to forgive the debt - he didn't have to pay me back anymore.**

**Later, some of my servants told me something they had seen. It turns out that the servant who had owed me all that money had run into someone who owed him about 20 dollars. What do you think he did? He told him to give him his 20 dollars. The guy didn't have it, so he begged him to give him some time to pay it back. You'd think that he'd forget about the 20 dollars since I didn't make him pay me back, but NOOOO, he had the guy thrown into jail.**

**Now that really made me mad! I had forgiven his huge debt, and he couldn't even forgive a small debt. I was so angry that I sent him to jail to be tortured.**

**Jesus explained that we're supposed to forgive even little things that happen to us. I guess one of his disciples had asked him how many times we have to forgive someone. The disciple thought maybe seven times would be enough. Jesus said no, we should forgive seventy times seven. He even said that God won't forgive us if we don't forgive others**

**Go!****Happy and Sad Faces****PUPPETS**

**Materials:** Craft (popsicle) sticks, skin-colored construction paper, markers/crayons, glue, yarn for hair (optional), scissors, a 4 inch bowl or cup

**Quest Connection**

**Show me your faces! Let's make our faces look different ways. Show me a mad face. Show me a happy face. Show me a scared face. Show me a silly face. Show me a sleepy face. Show me a sad face. We're going to make two faces; a happy face and a sad face. Then we'll do something fun with our faces.**

**Procedure:** Draw two 4-inch circles (trace around a cup or a bowl) on construction paper. Have the children cut the circles out or to save time, you can cut them out ahead of time. Have the children decorate one circle with a sad /mean face and the other circle with an "I'm sorry"/ happy face. Glue the faces together back to back with the craft stick in between the two faces to hold as a handle. Add yarn for hair if you'd like.

Read these different scenarios and let the kids hold their faces up as an appropriate way to feel.

**#1 It's Christmas morning and your family is ready to open up presents. It's your turn to open up a gift and it's exactly what you've been wanting. How would your face look?**

**#2 You are at a birthday party and your tummy hurts from eating too much cake, ice cream and candy. You have to leave early because you are so sick. Show me how your face would look.**


**#3 You are playing with your friends after church and someone accidentally runs into you and you fall down. Show me how your face would look.**

**#4 You are at a playground in a park. You really want to swing but no one is getting off the swings. You wait and wait but still you don't get to swing. Show me your face.**

**#5 You are at a restaurant where you go up and get your own food (buffet). You are so excited about your ice cream for dessert that you skip back to your table, running into another child, causing her to spill her food. She is crying. You say, "I'm so sorry" and you help her clean up the mess in the floor. How would your face look BEFORE saying, "I'm sorry?" How would your face look AFTER saying, "I'm sorry?"**

*Go!***Close**

God made people more like him than any of the animals. He gave us feelings and emotions that make our faces change. He made us able to cry and to giggle. We call our changing faces “expressions.” We can tell how other people around us are feeling by looking at their faces. If we hurt someone’s feelings, we can tell by looking at his/her face. We need to say, “I’m sorry” to make the other person and us feel better.



**Go!****Erase It!****OBJECT LESSON**

**Materials:** Chalk, concrete sidewalk or parking lot, bucket, water, broom

**Quest Connection**

When we are making the wrong choices and we are made to say “I’m sorry”, sometimes we mean it and sometimes we don’t mean it. Let’s go outside today and see what happens when we mean to say, “I’m sorry” and we’re not pretending to be sorry.

**Procedure:** Before class, fill the bucket with water and set it and the broom close to where you will be drawing. Have the children gather around where they can see what you will be drawing. Write words of wrong choices on the sidewalk: lying, stealing, shoving, knocking down someone’s toys, disobeying your parents, shoving, not sharing, sassiness. Or if you are a good artist, you can draw pictures in advance (stick figures) of children making wrong choices.

When you are made to say “I’m sorry” and you don’t mean it, we can still see the words/pictures (just draw a line through the picture). But when you say “I’m sorry” and you do mean it in your heart, it is completely erased. Throw the bucket of water on the picture and scrub any drawings away with the broom.

**Close**

Let’s try to think of other people’s feelings when we hurt them and mean it when we say, “I’m sorry.” When we ask God to forgive us and we mean it, all of our naughtiness is erased. Someday when we’re bigger, we can ask Jesus in to our hearts and be baptized then all of our sins will be erased forever.

**Go!****I Can Say I'm Sorry****MUSIC**

**Materials:** Puppets from “Happy and Sad Faces” activity (optional)

**Quest Connection**

Does anyone know what naughty means? This is when we disobey our parents or teachers, or we lie, or we hit, or we don't share with someone. We're going to sing a song today about how we feel when we're naughty and we'll learn how we can feel better.

**Procedure:**

Sing this song to the tune of “Are You Sleeping/Friar Jacques”

When I'm naughty,  
When I'm naughty,  
I am sad, (hold up sad face)  
I am sad,

When I say, “I'm sorry.”  
When I say, “I'm sorry.”  
Then I'm glad, (hold up happy faces)  
Then I'm glad

**Close**

Sometimes when we're naughty, we feel sad inside. This is a feeling that God put in our hearts so we can try to do better. God wants us to say, “I'm sorry” if we have done something wrong. We need to say, “I'm sorry” to someone we have hurt, and say “I'm sorry” to God that we have hurt his feelings too. We feel much better when we do what is right.



**Go!****Holding Grudges****GAME****Materials:** Large pillow**Quest Connection**


Does anyone know what you call it when someone stays mad at you for something you did to them? A grudge. It means they haven't forgiven you. It makes you feel bad and even a little sad when you are around that person! We are going to play a game. We are going to pretend that this pillow is a grudge between two friends!

**Procedure:** Have two of the children try to walk from one designated place to the other with the pillow sandwiched between them. Do not let them use their hands to hold the pillow. Let every child have a turn.

**Close**

Wasn't it hard to walk around with that pillow between you and your friend? We must ask our friends to forgive us. We need to say that we are sorry when we do something to them that hurts them. If they do something to hurt us, we must forgive them. God doesn't like us to hold grudges.

---

**Go!**

---

**Grapes of Wrath****VIDEO**

**Materials:** Veggie Tale video - “God Wants Me to Forgive Them?”, television, VCR

---

**Quest Connection**

**In our story Jesus told about a two men - one who forgave and one who didn't. We're going to see another story about forgiveness.**

**Procedure:** Watch the first have of the video - through the end of the Grapes of Wrath portion.

---

**Close**

**How did Junior feel when the grapes made fun of him? How did he feel about forgiving them over and over again? Have you ever been like one of the grapes and said something to hurt someone else? When we do, we need to ask for forgiveness. Take a minute to think about if there is anyone you need to ask for forgiveness. Be sure to do it as soon as you can.**

---

**Go!**

---

**Healed Hearts****ARTS AND CRAFTS**

**Materials:** Different shapes and sizes of Band-Aids, construction paper cut into heart shapes, Teacher Resource page “Healed Hearts” with verses cut apart, glue or glue stick

---

**Quest Connection**


Has anyone ever got hurt and needed a Band-Aid? We put Band-Aids on our sores to help them heal. Did you know that when someone hurts your feelings it’s like a sore? It hurts your heart. What kind of Band-Aid do you think you could put on that kind of sore? Well, the only way to start healing a hurt from someone else is to forgive them.

**Procedure:** Give each child a Band-aid, a heart, and one of the memory verses cut from the resource page. Have children glue the memory verse on the heart and place stick on the band-aid.

---

**Close**

When we forgive, God starts to take away the pain and our heart starts to heal. It’s kind of like putting a Band-Aid on your heart. Put this somewhere in your house to remind you about how important it is to forgive!



**Draw a picture of the king in a story.**

**“Be kind and forgiving to each other.”  
Ephesians 4:32**

# I'm Sorry

## Teacher Resource

Props needed: A toy (to fight over)

### Skit #1

Mick is playing with a toy on the floor when Mike walks in the scene saying,

**Mike: “Where is my favorite toy? I’ve been waiting all week until Sunday School time to play with that toy. Hey Mick, you’re playing with my favorite toy! I want it!!**

**Mick: No, it’s my favorite toy and you can’t have it! I got it first! It’s mine!**

They struggle in a tug of war, saying **“No, it’s mine!”** back and forth. Mike gets hurt.

Mick : **“ Oh good, I get the play with the toy.”**

Teacher: **Okay guys, you need to say, “I’m sorry” and share**

Mick and Mike: **No. I’m not sorry.** They turn their backs on each other

Teacher: **Boys and girls, was that very nice? (no) Let’s watch this scene again and see if it gets better.**

### Skit #2

Mick is playing with a toy on the floor when Mike walks in the scene saying,

**Mike: “Where is my favorite toy? I’ve been waiting all week for Sunday School time to play with that toy. Hey Mick, you’re playing with my favorite toy! I want it!”**

**Mick: No, it’s my favorite toy and I had it first. It’s mine!**

They struggle back and forth in a tug of war, saying **“No, it’s mine!”** Mike gets hurt.

Mick: **“Oh good, I get the toy.”**





But immediately he sees that Mike is still hurting.

**Mike: “I’m sorry Mike. I didn’t mean to hurt you. I have an idea! Let’s take turns with the toy. Here, you go first and I’ll get it in a little while.” I’m really sorry, okay?**

**Mike: Okay, I’m sorry too.**

They shake hands (hug if they want).

# Circle the groups that have 7!



# Healing Hearts

**“Be kind and forgiving to each other.”  
Ephesians 4:32**

**“Be kind and forgiving to each other.”  
Ephesians 4:32**

**“Be kind and forgiving to each other.”  
Ephesians 4:32**

**“Be kind and forgiving to each other.”  
Ephesians 4:32**

**“Be kind and forgiving to each other.”  
Ephesians 4:32**

**“Be kind and forgiving to each other.”  
Ephesians 4:32**



**What do you think is happening in this picture?  
Color the picture**