


*Get Ready!*

## Noah Gives Thanks

By: Jessica Madonia



### Text

Genesis 8:20-22; 9:1-17

### Key Quest Verse

“O give thanks unto the Lord; for he is good” (Psalm 136:1).


### Bible Background

The flood was finally over and Noah and his family were faced with starting over. God lovingly gave them a blessing, a covenant and a sign. “Be fruitful and increase in number and fill the earth . . . everything that lives and moves will be food for you. Just as I gave you the green plants, I now give you everything” (Genesis 9:1, 3). God blessed Noah and his family for their perseverance and dedication through the difficult year He had just brought them through. No longer would they eat only plants, but meat also.

“I now establish my covenant with you and with your descendants after you and with every living creature that was with you. Never again will all life be cut off by the waters of a flood; never again will there be a flood to destroy the earth” (Genesis 9:9-11). God generously extended His covenant not only to Noah, but also to all his descendants and even the animal kingdom. God can almost be seen here as a Father comforting His child after a traumatic event. “It won’t happen again. Never. Not even to your animals. I promise.”

“I have set my rainbow in the clouds, and it will be the sign of the covenant between me and the earth” (Genesis 9:13). Though the rainbow likely existed before the flood, it took on new meaning after God proclaimed it to be His covenant sign, a visual reminder, of His promise. In the Old Testament, a covenant was a legally binding promise made before witnesses. Today, we, along with all mankind, are witnesses to the covenant sign that God will never again destroy all the earth with a flood.

*Get Ready!*



### Lesson Quest

**What I want my students to:**

**Know:** Noah was thankful to God for His good care.

**Feel:** Happy, because God loves us very much.

**Do:** Joyfully thank God for His care.

### Leader's Devotion

As you prepare to teach your students this week, think about all of the promises God has fulfilled in your life. He is faithful to keep His promises. We need to remember to always thank Him for His care and for His love for us. Hebrews 10:23 says, "Let us hold unswervingly to the hope we profess, for he who promised is faithful." Let us not forget this important verse.

Take some time this week to make a list of all of the students in your class and pray specifically for each one. Also, pray that they will be receptive to what you have to teach them this week.

---

*Get Set!*

---

**Option A****GOD HELPS ME . . .****Materials:** Ball or bean bag**Procedure:** Have the children stand in a circle. Begin with yourself and say, “God helps me . . . Drive a car. Then toss it to one of the children. When the ball or bean bag is tossed to someone, he names one way God helps him before passing it on.**I am going to tell you a story about how God helped Noah and what promise He made to all of us.**

GO TO THE BIBLE STORY

---

**Option B****WHO CAN MAKE A RAINBOW?****Materials:** None**Procedure:** Teach your students to say the following phrase with you:  
“Oh, who can make a rainbow, I’m sure I can’t, can you? Oh, who can make a rainbow? Only God is true.” **Only God can make a rainbow. A rainbow looks like the beautiful colors are painted across the sky, but it is really God’s beautiful sun shining through the tiny drops of water in the air. When we see a rainbow, we are happy. Do you know why? Because when we see the rainbow, we know it will not be long until the rain will stop. The clouds are going away and letting the sun shine through the little drops of water in the air to make the pretty colors. God, our Heavenly Father, is so good to us, His children. Wasn’t it nice of Him to make such a lovely rainbow? Before the flood in the time of Noah, there was no rainbow, because it never rained. The earth was watered by a mist that came up out of the ground. That was the way that God had provided for the earth to be watered to make the plants grow. In today’s lesson, we will learn about the first rainbow.**

GO TO THE BIBLE STORY

**Get Set!****Bible Story**

**Teacher Tip:** Provide markers for students to highlight portions of the story in their Bibles

**Materials:** Several large cardboard boxes (a couple refrigerator boxes would be best)

**Procedure:** Have the boxes decorated like boats. Allow the students to join you in the boats for story time.

For more than a whole year, Noah stayed inside the Ark God told him to build. His wife was with him, and his three sons and their wives. Many, many animals and birds were there, too. This was a long time to stay inside! There was no other place for them to go, because all the world was covered with water.

When all the water was gone, and the earth was dry again, God spoke to Noah. He said, “Come out of the Ark, you and your wife, and your sons and their wives, and all the living creatures with you.” How glad they must have been to come out and stand on the ground and be free again! God told them to live on the earth and make it full of living creatures again.

After they came out of the Ark, the first thing Noah did was to show that he was thankful to God. He was thankful that God had kept them safe, to live on the earth again. Noah built an altar and made an offering to God. He did this to show he was thankful, and to show that he and his family wanted to go on worshiping and obeying God.

God was pleased when Noah did this, and He blessed Noah and His family. He told Noah and his sons to live on the earth. He told them to have children so there would be more and more people on the earth.

God also made a promise to Noah. He said, “There will never be a flood to cover the whole earth with water again. Every year I will send spring and summer, fall and winter, heat and cold, and day and night. You will always have the springtime to plant seeds, and summertime when they will grow, and the fall when the crops will be harvested.”

God said, This is the promise I am making, and I am giving you something to remind you of it.” When Noah and his family looked up in the sky, they saw a beautiful rainbow!

God said, “The rainbow is a sign that I have made this promise to you and to every living thing on the earth.” Noah and his family were glad to see the rainbow and remember God’s promise. When we see a beautiful rainbow, we remember God put it there to show he made a promise to all the people of the earth. We are thankful God cares for us, and that He keeps His promises.

**Go!****Homemade Rainbow****COOPERATION**

**Materials:** Objects from around the room

**Quest Connection**

**I want you to work together as a class to find as many things as you can that are the colors I tell you. We are going to make our own rainbow!**

**Procedure:** Make sure you have floor space in the center of the room to create your rainbow. Ask the students to look around the room and have them start out by collecting red items. Once they find an item, have them bring it to you. Do this with each color of the rainbow. After all objects for each color have been collected, have the students put the colors in order of the rainbow (with your help), and have them shaped like a rainbow would be.

**Close**

**Do you remember why God gave a rainbow as a sign in the sky? Close this class in prayer.**

**Go!****Rainbow Toast****FOOD**

**Materials:** Small Dixie cups, milk, variety of food coloring, clean paint brushes (one per student), white bread, toaster

**Quest Connection**

**We are going to create our own rainbow pictures. A rainbow was sent by God to promise us that He loves us very much. Let's pray before we eat our snack.**

**Procedure:** Give each student a couple of Dixie cups filled with milk with different food coloring in each, a paint brush and a piece of white bread. The children will dip their paint brushes in the different colors and paint their own rainbows. When they are finished, place the bread in the toaster, and toast until lightly browned. They colors will look amazing! Allow the children to do two pictures if time permits; one for a snack now, and one to take home for later.

**Close**

Enjoy your rainbow toast while reviewing the Key Quest Verse.

**Go!****Doves & Olive Branches****GAME****Materials:** Resource Page**Quest Connection**

**Do you remember why Noah sent the dove out from the ark? We are going to pretend like we are the doves. We are going to get branches and bring them back to Noah.**

**Procedure:** Copy the Resource Page and cut out the branches before class. Copy as many as you think you will need. Hide them around the classroom. Choose one student to be Noah. The other children will be doves. When Noah says, “Go fly away and bring me a branch,” the children will go looking for branches around the classroom. The first child to bring a branch back will be the next Noah. Take turns until each students has a chance to be Noah.

**Close**

**Prayer: Dear Lord, thank You for the promises You give to us. We love You so much. In Jesus’ name. Amen.**



---

**Go!**

---

**Rainbow Necklaces****ARTS/CRAFTS**

**Materials:** One strand of yarn per student (long enough to tie around each student's neck), Fruit Loops cereal, Dixie cups

---

**Quest Connection**

**We are going to make rainbow necklaces to remind us of the rainbow promise God gave.**

**Procedure:** Give each student a strand of yarn and a Dixie cup filled with Fruit Loops. Each child should strand all of the Fruit Loops through the yarn. Once each student finishes his necklace, tie it around his or her neck.

---

**Close**

Serve Fruit Loops as a snack. Close class by singing the chorus, "God Is So Good."



**Go!****Over the Rainbow****HIKE**

**Materials:** One brown paper bag for each student

**Quest Connection**

**God placed His rainbow in the sky to remind us of His promise. We are going to go outside and find as many different things as we can that are the same colors of the rainbow.**

**Procedure:** Take your students to a park, backyard or any open area outdoors. Give each child a brown paper bag to collect items. Name off each color of the rainbow one by one. Allow the children to go exploring for items that match each color of the rainbow you name off. After the children finish exploring, have them bring their bags back into the classroom. Go through each color and allow the children time to show what they found.

**Close**

**When you see a rainbow, what should you think of?** Close in prayer.

**Prayer: Thank You for loving us so much. Help us remember to trust in You always. Amen.**

**Go!****Windowsill Rainbows****SCIENCE**

**Materials:** Clear glass, window sill, bright sunlight, white paper, watercolor paints or crayons, paintbrushes

**Quest Connection**


**God placed His rainbow in the sky to remind us of His promise. We are going to see how a rainbow is created, then we are going to color it.**

**Procedure:** Fill the glass with water to the top. Set the glass on a window sill in the bright sunlight. Make sure the glass sticks out over the ledge a little bit. Place a piece of white paper on the floor in front of the window. A rainbow will be reflected on the paper. This will all depend on how bright the sunlight is and how the jar is positioned. Move the jar from side to side on the window sill to help. Quickly draw lines to show the rainbow. The students fill in the lines by painting or coloring in the rainbow.

**Close**

**Prayer: Thank You for your protection and for Your promise to never destroy the earth with water again. Amen.**


**“O give thanks unto the Lord; for he is good” (Psalm 136:1).  
Color the picture below.**



The dove came back to Noah with an olive leaf.

**“O give thanks unto the Lord; for he is good” (Psalm 136:1).  
Color the picture below.**

God made the rainbow  
as a sign of his promise.



# ACTIVITY


## NOAH'S THANKS

Genesis 8:20-22; 9:1-17

When the earth was dry again, God told Noah to come out of the ark with his family and all the animals. Noah built an altar and thanked God for keeping them safe during the flood. God blessed Noah, and promised there would never be another flood to cover the whole earth, that there would always be a seedtime and harvest. He put a rainbow in the sky as a sign of his promise.


\* \* \* \* \*

Here is a tree to finish for spring, summer, fall, and winter. In the spring it might have sweet pink blossoms; in the summer green leaves and fruit; in the fall, bright colored leaves. Perhaps you could make some snow falling on the bare tree in winter.



Resource Page: Doves & Olive Branches





# Journal Page

Draw something that you thank God for.

"O give thanks unto the Lord; for he is good" (Psalm 136:1).