

Get Ready!

Jesus is God’s Son

By: Linda Carlblom



Text

Luke 2:41-52

Key Quest Verse

“Jesus is the Son of God” (John 20:31).

Bible Background

Jesus is the only begotten Son of God. He is both Son of God and Son of Man. Having this unique nature, He is able to serve as Mediator between God and mankind. Jesus had His origin in the mind and plan of God. Before Adam sinned or was even created, God knew that the human race would need a Savior. He planned for Jesus to be born. Jesus had a supernatural birth. He was born of Mary who was a virgin. He had an earthly mother, but did not have an earthly father. Through His power, the Holy Spirit, God brought about the biological conception of Jesus within Mary. He was to be the Son of the Highest, the Son of God.

When Jesus was baptized, a voice from heaven announced, “This is my beloved Son, in whom I am well pleased” (Matthew 3:17). At Caesarea Philippi, Peter declared, “Thou art the Christ, the Son of the living God” (Matthew 16:16). John stated that His Gospel was written, “that ye might believe that Jesus is the Christ, the Son of God, and that believing ye might have life through his name” (John 20:31).

He is worthy of our adoration, obedience, and love. “Wherefore God also hath highly exalted him, and given him a name which is above every name, that at the name of Jesus every knee should bow . . . and every tongue should confess that Jesus Christ is Lord, to the glory of God, the Father” (Philippians 2:9, 10).

Get Ready!



Lesson Quest

What I want my students to:

Know: That Jesus is God’s Son.

Feel: Special within their own families and in the family of God.

Do: Be obedient and loving to parents.

Leader’s Devotion

Psalm 68:6 says that “God sets the lonely in families.” We all need families, no matter how independent we are. Even Jesus, the Son of God, was set in an earthly family to grow and develop.

God designed families to offer consistent care and support to their members. Ideally, parents provide love, encouragement and a safe environment in which their children can grow. Children in return would love and respect their parents, gladly obeying their instruction. Obviously, we don’t live in an ideal world.

It’s comforting to know that no matter how imperfect our families may be, we still have the perfect Father, as Christ did. He provides all the love, encouragement and safety we need in His Word. In John 17, Jesus is praying to His Father on our behalf. In verse 23 He says, “May they be brought to complete unity to let the world know that you sent me and *have loved them even as you have loved me*” (emphasis added). Did you catch that? God loves us as much as He loves Jesus! We’re not the black sheep of the family. We’re joint heirs with Christ (Romans 8:17). We can rejoice in our heritage because of our union with Jesus, the Son of God.

Get Set!**Option A****FAMILY PLAY**

Materials: Dolls, baby bottles, doll clothes, baby blankets, cradle, etc.

Procedure: Create a family play center where children can play house. Allow children time to play freely on their own. This will get them thinking about families and their roles in them.

Story Tie-in: It’s fun to play house. Sometimes we get to play like we’re the mom or dad in the family. Jesus had a family, too. He was the Son in His family.

GO TO THE BIBLE STORY

**Option B****VACATION**

Materials: Travel posters or photos of a vacation you’ve been on, pictures of places children would like to go on a vacation such as Disney World or the beach

Procedure: Have you ever gone on a vacation with your family? (Allow children to briefly tell about their vacations.) I brought some pictures of places people go on vacation. Would you like to go to those places?

Story Tie-in: Jesus went on a trip with His family when He was a young boy. It wasn’t exactly a vacation, but they traveled together and probably had fun along the way.

GO TO THE BIBLE STORY



Get Set!**Bible Story**

Teacher Tip: Provide markers for students to highlight portions of the story in their Bibles.

Every year Jesus and His family went on a special trip to Jerusalem. They had to walk there because there were no cars then. Many other families and relatives traveled with them. When they got to Jerusalem, they had a Feast called the Passover.

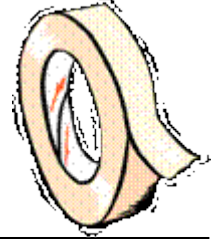
One year when Jesus was twelve years old, they made their usual trip and ate at the Feast of the Passover. When the Feast was over, His family started walking home. They thought Jesus was with one of the other families that was walking home with them. They walked and walked for one whole day. When they asked the other families about Jesus, they found He wasn’t with any of them!

“Where was Jesus?” they wondered. Jesus’ parents were very worried. They couldn’t find Jesus anywhere, so they turned around and walked back to Jerusalem to look for Him there. Jerusalem was a big city and they didn’t know where to begin looking for Him. For three days they called, “Jesus! Jesus!” Finally, they went to the temple. What is a temple? (Let children respond.) A temple is a church. There they found Jesus talking to the teachers. He was listening to what they were teaching and was asking them questions. Everyone was amazed that He understood so much when He was so young.

Jesus’ parents were upset, because He hadn’t stayed with them. His mother said, “Why have you treated us like this? Your father and I have been looking all over for you and we were afraid something bad had happened to you.”

Guess what Jesus said to His mother. (Let children guess.) Jesus said, “Why have you been looking for me? Didn’t you know I had to be in my Father’s house?” What do you think Jesus meant by that? (Let children respond.) He was saying that He was God’s Son and He wanted to learn as much about His heavenly Father as He could. Sometimes a church is called God’s house. Jesus knew He could learn about God at church.

Jesus went home with Mary and Joseph and obeyed them. What does it mean to obey? (To do what your parents say.) We can be like Jesus and obey our parents, too.

Go!

Mother May I?**GAME****Materials:** Masking tape

Quest Connection

Jesus obeyed His parents when He went home with them. We can obey, too.

Procedure: Before class, place a masking tape line on the floor that will be long enough for your students to stand side-by-side. Place another masking tape line the same length ten to twelve feet away. Have children stand side-by-side on a masking tape starting line. The object of this game is to be the first to cross the finish line. Give the first child a command such as, “Take two steps forward.” The child must say, “Mother may I?” You respond by saying “Yes you may” or “No you may not.” The child must do what you said. If you said, “Yes you may,” he takes the two steps. If you said, “No you may not,” he stays where he is. Repeat the process with each child, giving them different commands. If a child forgets to say, “Mother may I?” he must go back to the starting line. The first person to cross the finish line wins.

Close

You were good at listening and obeying. God can help us obey if we ask Him to help us.

Go!

God’s House**ARTS/CRAFTS**

Materials: Construction paper, tissue paper, tape, church pattern (See Teacher Resources)

Quest Connection

Jesus loved to be in church so He could learn about His Father, God. We can learn about God in church, too.

Procedure: Before class, cut out a church pattern for each child and cut out the windows. Cut tissue paper into squares large enough to cover the church windows. You may want to pre-fold along the dotted lines to make folding easier for younger children.

Give each child a church. Let him tape a tissue paper square behind each window. Fold on the dotted lines to make the church stand.

Close

Where in your house can you put the church you made to remind you to come to church to learn about God? God loves when we come to His house.


Go!**Children of God****RECOGNITION****Materials:** None**Quest Connection****Jesus is God’s Son. God was His Father and Mary was His mother.**

Procedure: To gain an understanding of whether your students understand the words ‘sons’ and ‘daughters,’ ask all the daughters to raise their hands. Then ask all the sons to raise their hands. Explain that daughters are girls and sons are boys.

Give the following commands to the sons, the daughters or the children (everyone). This will help them understand that Jesus was a Son, too, and will help them develop their listening and obeying skills.

Stand up
Turn around
Clap your hands
Stomp your feet
Put your hands on your heads
Jump up and down
Wiggle all over
Put your hands up high
Touch your toes
Sit down.

Close**Good job! Jesus was a Son. Who was His daddy? Jesus is God’s Son.**

Go!**Door Hanger****ARTS/CRAFTS**

Materials: Construction paper, crayons, stickers (optional), door hanger pattern (See Resource Pages)

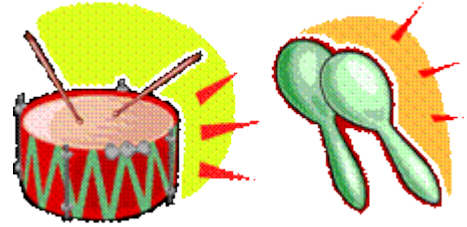
Quest Connection

Today we’re going to make a door hanger that can remind us every time we open the door that Jesus is God’s Son.

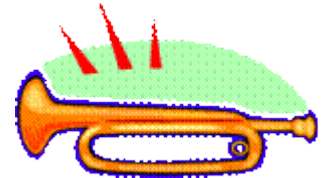
Procedure: Before class, write on each door hanger “I am _____’s daughter/son. Jesus is God’s Son.” Have children cut out the door hanger pattern. You may want to have a few cut out ahead for younger children. Let them color and decorate their door hangers.

Close

We all have parents. Jesus did, too. Jesus is God’s Son.

Go!**Marching Fun****MUSIC****Materials:** Rhythm instruments (optional)**Quest Connection****Jesus is God’s Son. He started as a baby and grew up just like we do.****Procedure:** Sing to the tune of “Farmer in the Dell.” If you’re using instruments, pass them out to the children. March in parade fashion as you sing.

Jesus is God’s Son.
Jesus is God’s Son.
He laughed and played
And He obeyed.
Jesus is God’s Son.



Jesus is God’s Son.
Jesus is God’s Son.
He grew and grew
Like me and you.
Jesus is God’s Son.

Close**Thank You, God, for Your son, Jesus. Help us to grow and obey like Him.**

Go!

Temple Head Coverings**ARTS/CRAFTS**

Materials: Squares of fabric large enough to rest on top of child’s head (6-8 in sq.), fabric paints or markers

Quest Connection

When Mary, Joseph and Jesus went to church, they had to cover their heads with fabric or a hat as a sign of respect to God.

Procedure: Give each child a square of fabric and let him decorate it with markers or fabric paint.



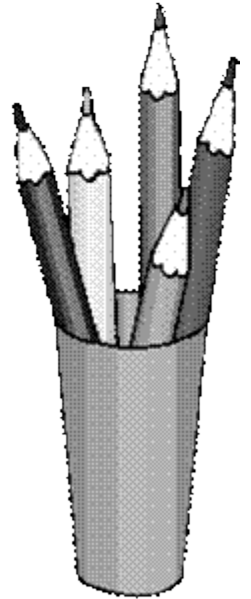

Close

Jesus went to church to learn about His Father, God. We learn about God and Jesus when we go to church, too.




Journal Page

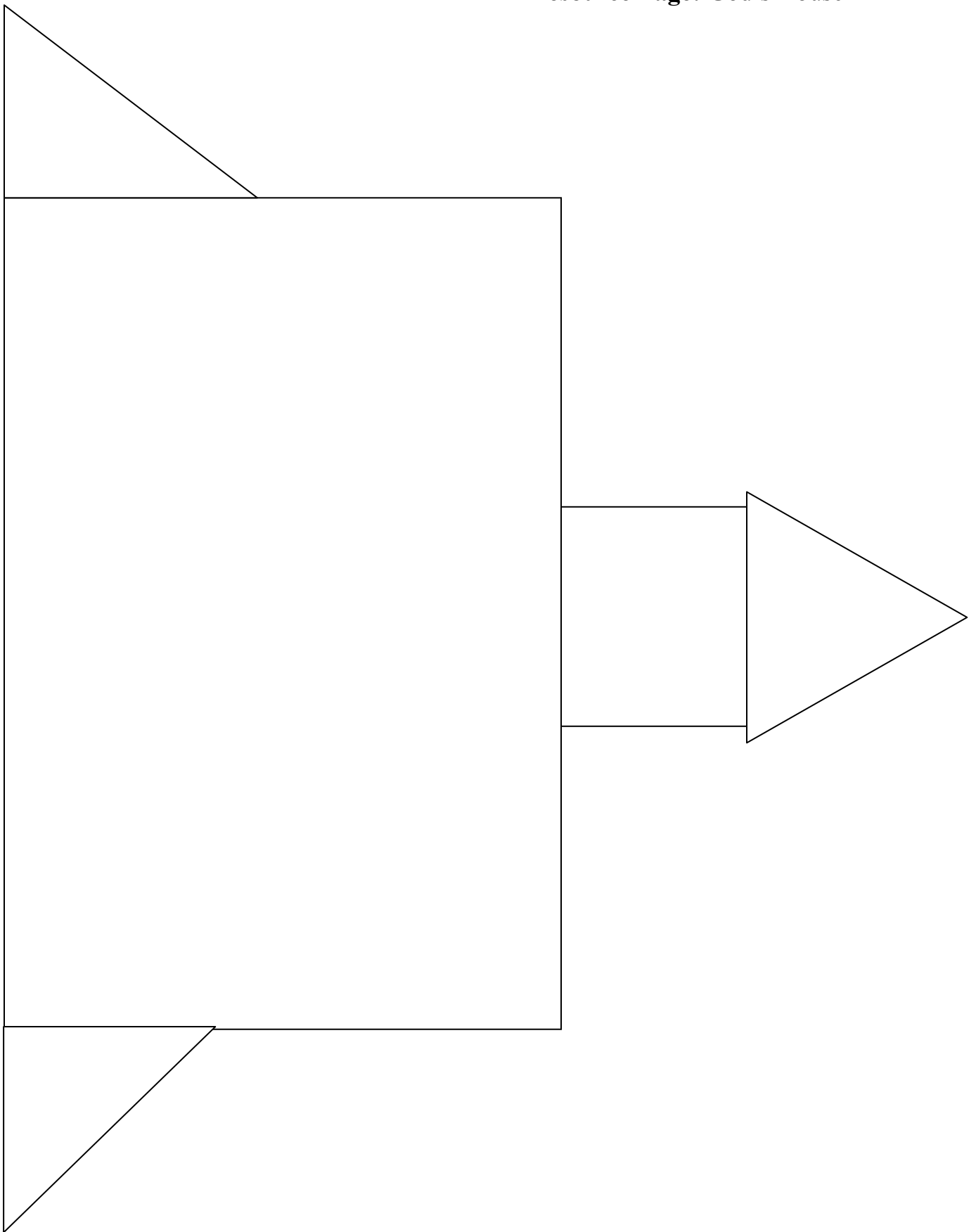
Jesus is God's Son. He grew up in a family just like you. Draw a picture of yourself with your family.



Resource Page: Door Hanger




Resource Page: God's House



Circle the number of people in each family.


1 2 3 4 5 6



1 2 3 4 5 6



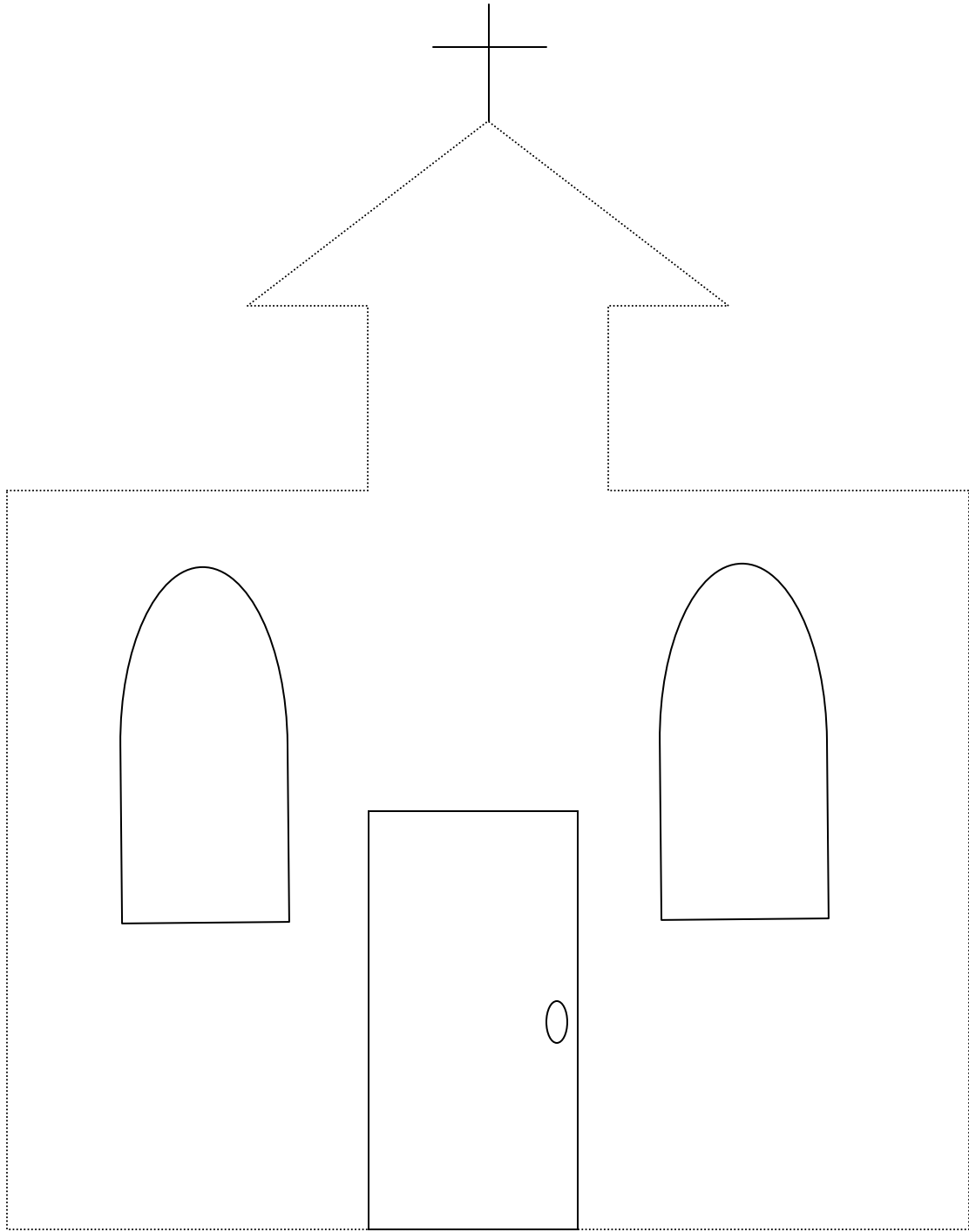
1 2 3 4 5 6



1 2 3 4 5 6



Trace the dotted line to make a picture of God's house. Draw smiling faces looking out the window. Then color your picture.



Write the first letter of the name of each picture.
Who is the Son of God?



1

2


3

4

5



1




2



3



4



5